

## Emergency Stop and Simultaneity Bi-manual Control System Solutions

*The WEG Safety Relays are devices that supervise circuits, providing instant and reliable monitoring of signals from safety devices. This line includes WEG Safety Relays for Emergency Stop Control and Simultaneity in Bi-manual Control Systems. Ensuring the equipment/system and operator's safety. They are designed to meet the latest safety standards, always aiming at reaching the maximum efficiency and reliability in a single product. It is developed in compliance with TÜV Rheinland, CE, and UL standards.*



UL File No. E189202

### Standard Features

- TÜV Rheinland certification
- Dual channel inputs
- Contact supervision
- Protected against faults and tampering
- Flexibility - suitable for different application types

- Lead-free products
- LED lights for status indication
- Direct mounting on 35mm DIN rail
- Compact design with a 22.5mm width frame

### CP Line-Emergency Stop Control

The CP safety relays can be used to monitor the contacts of emergency pushbuttons, safety sensors, interlock switches and other vital safety devices.

- Models: CP-D and CPA-D
- 24 V dc / V ac power supply
- 3 NO safety outputs
- 1 NC auxiliary output
- Dual channel inputs
- Cat 4 / PLe (ISO 13849-1), SIL CL 3 IEC 62061/IEC 61508

### CS Line-Simultaneous Monitoring

Safety relays that monitor the simultaneous activation in the control of machines and processes; in addition, they provide safety for the control of machines preventing operators from putting their hands into the hazardous area, being commonly used in two-hand controls.

- Model: CS-D201
- 24 V dc power supply
- 2 NO safety outputs
- 1 NC auxiliary output
- Dual channel inputs
- Cat 4 / PLe (ISO 13849-1), SIL CL 3 IEC 62061/IEC 61508

# Safety Relays



**CP-D**



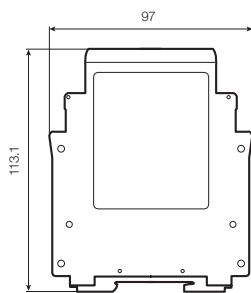
**CPA-D**



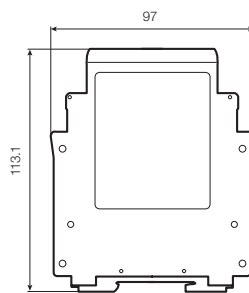
**CS-D201**

Function / Description	Safety Contacts	Auxiliary Contacts	Supply Voltage	Start / Reset Method	Width (mm)	Catalog Number
E-Stop / Safety Gate Monitoring	3 NO outputs	1 NC output	24 Vac 50Hz/60Hz 240 Vdc	Manual	22.7	CP-D
E-Stop / Safety Gate Monitoring	3 NO outputs	1 NC output	24 Vac 50Hz/60Hz 240 Vdc	Automatic	22.7	CPA-D
Two-hand Controls Monitoring	2 NO outputs	1 NC output	24 Vac 50Hz/60Hz 240 Vdc	N/A	22.6	CS-D201

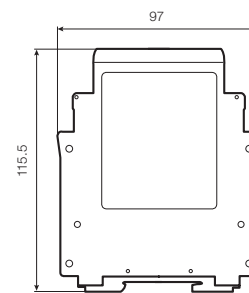
## Dimensions



**CP-D**



**CPA-D**



**CS-D201**

Note: dimensions in mm.



WEG Electric Corp.  
6655 Sugarloaf Pkwy.  
Duluth, GA 30097  
Phone: 1-800-ASK-4WEG  
[www.weg.net](http://www.weg.net)

