


WG01 GEARED MOTORS

**Single-Stage Worm
Geared Motors**
up to 6430 lb-in



Industrial Motors

Commercial &
Appliance Motors

Automation

Digital &
Systems

Energy

Transmission &
Distribution

Coatings


Driving efficiency and sustainability



WG01

Reliability, modern design and modularity

The WG01 single-stage worm gearboxes provide a high degree of flexibility. Thanks to their compact design and wide ratio range, they can be used in a variety of drive solutions. Available in - for the time being - 7 sizes, the products in the WG01 series are available in different versions with hollow or solid output shaft, torque arm or flange and are quickly available worldwide.




Technical data

	Nominal torque [lb-in]	Input type	Ratio range	Speed range at 1750 rpm 60 Hz [rpm]	Power range 60 Hz [HP]	Output shaft/ Ø hollow shaft [in]	Output flange Ø [mm]	Housing material
V30	177	NEMA C	5.00 - 100.00	18 - 350	1/8 - 1/2	0.625 x 1.58 / 0.625	80	Aluminum
V40	389	NEMA C	5.00 - 100.00	18 - 350	1/6 - 3/4	0.750 x 1.97 / 0.750	110	
V50	735	NEMA C	5.00 - 100.00	18 - 350	1/2 - 1.5	1.000 x 1.97 / 1.000	125	
V63	1452	NEMA C	5.00 - 100.00	18 - 350	1/2 - 2.0	1.125 x 2.36 / 1.125	180	
V75	2062	NEMA C	7.50 - 100.00	18 - 233	3/4 - 5.0	1.250 x 2.76 / 1.250	200	
V90	3673	NEMA C	7.50 - 100.00	18 - 233	1.0 - 5.0	1.375 x 3.15 / 1.375	210	
V110	6434	NEMA C	7.50 - 100.00	18 - 233	1.0 - 10	1.625 x 3.54 / 1.625	280	Cast iron


Sold under license from Motive s.r.l.

Design versions


Hollow shaft



Output shaft



Flange



Torque arm



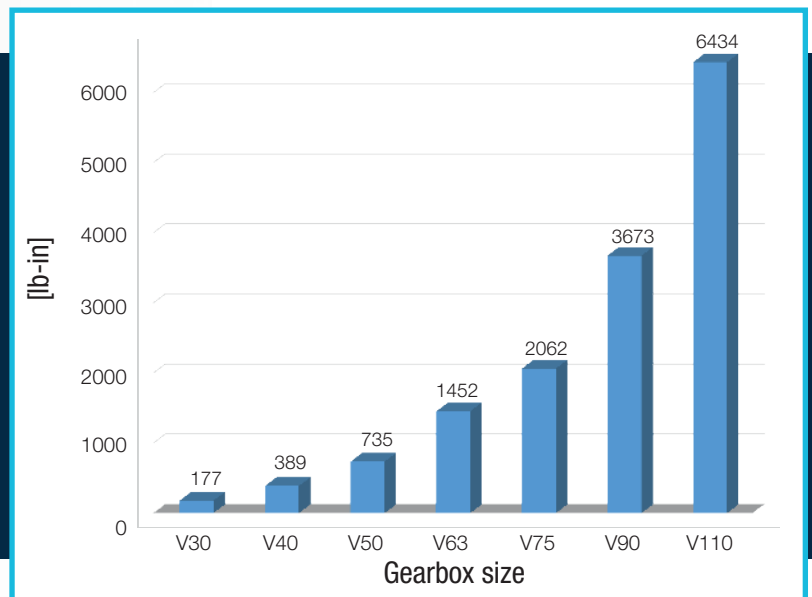
Easy motor mounting

A NEMA C-face adapter can be used to mount not only the numerous energy-efficient motors from the WEG portfolio, but also all other NEMA standard motors.



Typical areas of application

Single-stage worm gearboxes are mainly used where goods or products have to be transported or moved, for example in intralogistics (parcel conveyor belt), in industrial production lines (e.g. food industry), in agriculture (automatic feeding systems), heating technology (screw conveyors) or also in turning devices for aligning the panels of PV systems.



The scope of solutions of the WEG Group is not limited to the products and solutions presented in this brochure.

**Please contact us
to learn more about our entire portfolio.**

**For our worldwide
operations visit our websites**



www.weg.net/us



 +1-800-ASK-4WEG

 info-us@weg.net

 WEG Electric Corporation
6655 Sugarloaf Parkway
Duluth, GA 30097

Cod: 50148315 | Rev: 02 | Date (m/y): 04/2026.

The values shown are subject to change without prior notice.

Sold under license from Motive s.r.l.