


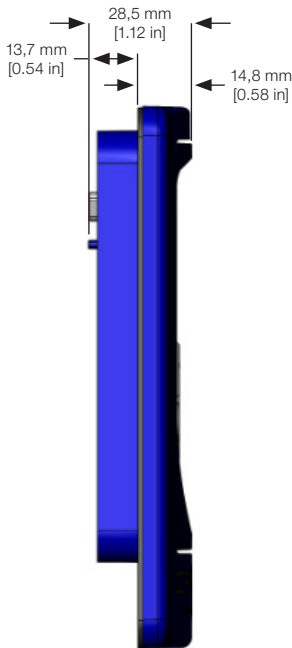
RHMIF

CFW500

Installation Guide Guía de Instalación Guia de Instalação

English/Español/Português





NOTE!

- The 2 M3 x 5.8 spacers for securing the cable to the HMI are supplied with the inverter (included in control cable shielding kit).



¡NOTA!

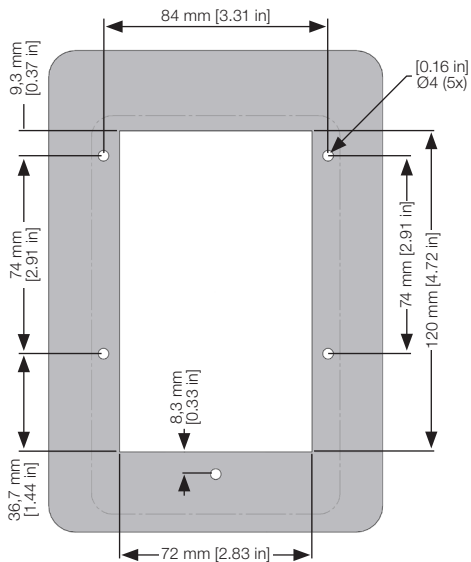
- Los 2 espaciadores M3 x 5.8 para la fijación del cable en la IHM son suministrados con el convertidor de frecuencia (incluido en el kit de puesta a tierra de los cables de control).



NOTA!


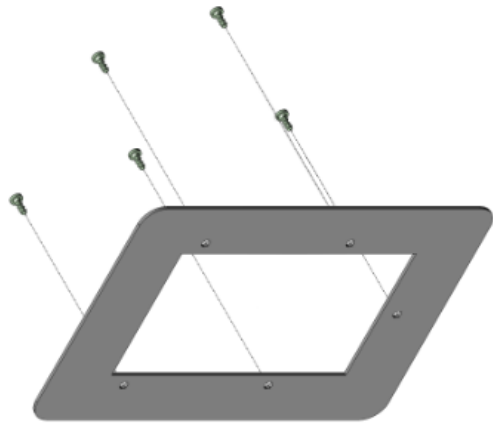
- Os 2 espaçadores M3 x 5.8 para a fixação do cabo na HMI são fornecidos com o inversor (incluídos no kit de aterramento dos cabos de controle).

Details for Mounting Plate
Detalles de la Placa de Montaje
Detalhes para Chapa de Montagem





(*) HMI not included
HMI no incluído
HMI não incluída



(*)

