

# WEG Standard Product Catalog

Super Premium | Explosion Proof



Register to keep your  
catalog up-to-date



# Super Premium Efficiency Motors

SEVERE DUTY GENERAL PURPOSE  
Three-Phase



Super Premium  
Efficiency Motors

## TEFC

Super Premium Efficiency motors offer high performance with maximum energy efficiency. This motor provides high efficiency and low cost of ownership throughout the entire motor lifetime. This design maximizes performance and energy savings.

WEG's W22 Super Premium cast iron platform has a superior cooling system and solid feet for cooler operation and minimal vibration and noise extending the life of the motor.

## Standard Features:

- 50/60 Hz rated (380V on Nameplate - 400/415 Available - Same Horsepower at 50 Hz with a 1.0 Service Factor)
- Class F insulation (Impregnation Resin and Magnet wire are class H)
- NEMA design A. All ratings Exceed NEMA design C for motors 15HP and above
- F1 Mounted (Cast Iron frames 254T and larger are F2 convertible)
- Stainless Steel Nameplate - Laser etched with high contrast background
- Regreasable ball bearings (Frames 254T and up)
- Gasketed conduit box
- Class I, Div. 2, Groups A, B, C & D – T3, Class II, Div 2, Groups F & G – T3C

## Features that make a difference:

- Super Premium efficiency exceeding NEMA Premium® levels
- 1.25 Service Factor in all ratings
- Optimized ventilation system for cooler operation and low noise levels.
- Solid base for lower vibration levels
- Frames 447T and up can easily be F2 converted by rotating the terminal box adapter
- NPT Threaded terminal box

**Inverter Rated:**  
**1000 : 1 for variable torque**  
**20 : 1 for constant torque**





# Super Premium Efficiency Motors

## GENERAL PURPOSE - Three-Phase

### TEFC - Foot Mount

HP	KW	RPM	Frame	Catalog Number	List Price	Mult. Symbol	Approx. Shipping Weight (lbs)	Service Factor	FL Amps @ High	FL. Eff (%)	"C" Dimension (in)	Voltage (V)	Notes
1	0.75	3600	143/5T	<b>00136EG3E143T-W22</b>	<b>\$569</b>	N1	48	1.25	1.35	84.0	13.358	230/460	36;37
		1800	143/5T	<b>00118EG3E143T-W22</b>	<b>\$580</b>	N1	56	1.25	1.33	87.5	13.358	230/460	36;37
1.5	1.1	3600	143/5T	<b>00156EG3E143T-W22</b>	<b>\$597</b>	N1	51	1.25	1.92	86.5	13.358	230/460	36;37
		1800	L143/5T	<b>00158EG3EL145T-W22</b>	<b>\$606</b>	N1	64	1.25	1.93	88.5	14.566	230/460	36;37;39
2	1.5	3600	143/5T	<b>00236EG3E145T-W22</b>	<b>\$650</b>	N1	56	1.25	2.56	87.5	13.358	230/460	36;37
		1800	L143/5T	<b>00218EG3EL145T-W22</b>	<b>\$673</b>	N1	64	1.25	2.63	88.5	14.566	230/460	36;37;39
3	2.2	3600	182/4T	<b>00336EG3E182T-W22</b>	<b>\$839</b>	N1	98	1.25	3.67	88.5	15.860	230/460	36;37
		1800	182/4T	<b>00318EG3E182T-W22</b>	<b>\$729</b>	N1	103	1.25	3.75	91.0	15.860	230/460	36;37
		1200	213/5T	<b>00312EG3E213T-W22</b>	<b>\$1,242</b>	N1	184	1.25	4.31	90.2	19.517	230/460	36;37;51
5	3.7	3600	182/4T	<b>00536EG3E184T-W22</b>	<b>\$960</b>	N1	106	1.25	5.99	90.2	15.860	230/460	36;37
		1800	L182/4T	<b>00518EG3EL184T-W22</b>	<b>\$849</b>	N1	118	1.25	6.38	91.0	17.041	230/460	36;37;39
		1200	L213/5T	<b>00512EG3EL215T-W22</b>	<b>\$1,465</b>	N1	207	1.25	6.80	91.0	20.461	230/460	36;37;39
7.5	5.5	3600	213/5T	<b>00736EG3E213T-W22</b>	<b>\$1,238</b>	N1	169	1.25	8.82	91.0	19.517	230/460	36;37
		1800	213/5T	<b>00718EG3E213T-W22</b>	<b>\$1,198</b>	N1	186	1.25	8.94	93.0	19.517	230/460	36;37
		1200	254/6T	<b>00712EG3E254T-W22</b>	<b>\$2,272</b>	N1	356	1.25	9.46	92.4	24.945	230/460	36;37;51
10	7.5	3600	213/5T	<b>01036EG3E215T-W22</b>	<b>\$1,465</b>	N1	193	1.25	11.5	91.7	19.517	230/460	36;37
		1800	L213/5T	<b>01018EG3EL215T-W22</b>	<b>\$1,400</b>	N1	209	1.25	12.0	93.0	20.461	230/460	36;37;39
		1200	254/6T	<b>01012EG3E256T-W22</b>	<b>\$2,636</b>	N1	387	1.25	12.7	92.4	24.945	230/460	36;37
15	11	3600	254/6T	<b>01536EG3E254T-W22</b>	<b>\$2,006</b>	N1	340	1.25	17.4	92.4	24.945	230/460	36;37
		1800	254/6T	<b>01518EG3E254T-W22</b>	<b>\$2,033</b>	N1	365	1.25	17.8	93.6	24.945	230/460	36;37
		1200	284/6T	<b>01512EG3E284T-W22</b>	<b>\$3,620</b>	N1	449	1.25	18.1	93.0	27.929	230/460	36;37
20	15	3600	254/6T	<b>02036EG3E256T-W22</b>	<b>\$2,620</b>	N1	373	1.25	23.0	93.0	24.945	230/460	36;37
		1800	254/6T	<b>02018EG3E256T-W22</b>	<b>\$2,421</b>	N1	396	1.25	24.7	94.1	24.945	230/460	36;37
		1200	284/6T	<b>02012EG3E286T-W22</b>	<b>\$4,358</b>	N1	495	1.25	24.4	93.0	27.929	230/460	36;37
25	18.5	3600	284/6TS	<b>02536EG3E284TS-W22</b>	<b>\$3,298</b>	N1	435	1.25	28.5	93.6	26.557	230/460	36;37
		1800	284/6T	<b>02518EG3E284T-W22</b>	<b>\$3,017</b>	N1	459	1.25	30.3	94.5	27.929	230/460	36;37
		1200	324/6T	<b>02512EG3E324T-W22</b>	<b>\$5,211</b>	N1	623	1.25	30.8	94.1	31.116	230/460	36;37;51
30	22	3600	284/6TS	<b>03036EG3E286TS-W22</b>	<b>\$3,917</b>	N1	475	1.25	33.5	93.6	26.557	230/460	36;37
		1800	284/6T	<b>03018EG3E286T-W22</b>	<b>\$3,545</b>	N1	491	1.25	35.6	94.5	27.929	230/460	36;37
		1200	324/6T	<b>03012EG3E326T-W22</b>	<b>\$5,800</b>	N1	667	1.25	36.7	94.1	31.116	230/460	36;37
40	30	3600	324/6TS	<b>04036EG3E324TS-W22</b>	<b>\$5,198</b>	N1	590	1.25	46.5	94.1	29.616	230/460	36;37
		1800	324/6T	<b>04018EG3E324T-W22</b>	<b>\$4,596</b>	N1	638	1.25	48.9	95.0	31.116	230/460	36;37
		1200	364/5T	<b>04012EG3E364T-W22</b>	<b>\$8,012</b>	N1	1046	1.25	48.9	95.0	34.251	230/460	36;37;51
50	37	3600	324/6TS	<b>05036EG3E326TS-W22</b>	<b>\$5,848</b>	N1	637	1.25	57.1	94.5	29.616	230/460	36;37
		1800	324/6T	<b>05018EG3E326T-W22</b>	<b>\$5,610</b>	N1	661	1.25	60.1	95.4	31.116	230/460	36;37
		1200	364/5T	<b>05012EG3E365T-W22</b>	<b>\$9,370</b>	N1	1062	1.25	60.3	95.0	34.251	230/460	36;37
60	45	3600	364/5TS	<b>06036EG3E364TS-W22</b>	<b>\$8,307</b>	N1	1042	1.25	66.8	95.0	32.338	230/460	36;37
		1800	364/5T	<b>06018EG3E364T-W22</b>	<b>\$8,128</b>	N1	1045	1.25	70.2	95.8	34.251	230/460	36;37
		1200	404/5T	<b>06012EG3E404T-W22</b>	<b>\$11,547</b>	N1	1323	1.25	72.2	95.4	39.730	230/460	36;37
75	55	3600	364/5TS	<b>07536EG3E365TS-W22</b>	<b>\$10,000</b>	N1	1041	1.25	82.6	95.0	32.338	230/460	36;37
		1800	364/5T	<b>07518EG3E365T-W22</b>	<b>\$9,576</b>	N1	1046	1.25	86.8	95.8	34.251	230/460	36;37
		1200	404/5T	<b>07512EG3E405T-W22</b>	<b>\$13,264</b>	N1	1344	1.25	89.3	95.4	39.730	230/460	36;37
100	75	3600	404/5TS	<b>10036EG3E405TS-W22</b>	<b>\$13,202</b>	N1	1299	1.25	111	95.4	36.732	230/460	36;37
		1800	404/5T	<b>10018EG3E405T-W22</b>	<b>\$12,858</b>	N1	1328	1.25	116	96.2	39.730	230/460	36;37
		1200	444/5T	<b>10012EG3E444T-W22</b>	<b>\$17,194</b>	N1	2145	1.25	124	95.8	45.157	230/460	36;37

Super Premium Efficiency Motors

continued on next page

Please refer to back cover for description of "NOTES"

For detailed specifications, data sheets, drawings and performance curves visit <http://www.weg.net>

Data subject to change without notice.

Can't find what you are looking for? Call 1-800-ASK-4WEG (275-4934)

# Super Premium Efficiency Motors



GENERAL PURPOSE - Three-Phase


TEFC - Foot Mount - *continued*

Super Premium Efficiency Motors

HP	kW	RPM	Frame	Catalog Number	List Price	Mult. Symbol	Approx. Shipping Weight (lbs)	Service Factor	FL Amps @ High	FL. Eff (%)	"C" Dimension (in)	Voltage (V)	Notes
125	90	3600	444/5TS	<a href="#">12536EG3G444TS-W22</a>	\$16,885	N1	1872	1.25	136	95.8	41.407	460	36;37
		1800	444/5T	<a href="#">12518EG3G444T-W22</a>	\$16,223	N1	1991	1.25	140	96.2	45.157	460	36;37
		1200	444/5T	<a href="#">12512EG3G445T-W22</a>	\$19,742	N1	2231	1.25	152	95.8	45.157	460	36;37;51
150	110	3600	444/5TS	<a href="#">15036EG3G445TS-W22</a>	\$20,770	N1	2071	1.25	163	96.2	41.407	460	36;37;51
		1800	444/5T	<a href="#">15018EG3G445T-W22</a>	\$19,162	N1	2226	1.25	170	96.5	45.157	460	36;37
		1200	447/9T	<a href="#">15012EG3G449T-W22</a>	\$22,703	N1	3098	1.25	179	96.2	56.338	460	36;37;51
200	150	3600	445/7TS	<a href="#">20036EG3G447TS-W22</a>	\$25,918	N1	2333	1.25	217	96.2	44.951	460	36;37
		1800	447/9T	<a href="#">20018EG3G449T-W22</a>	\$23,208	N1	2995	1.25	234	96.8	56.338	460	36;37
		1200	447/9T	<a href="#">20012EG3G449T-W22</a>	\$27,646	N1	3145	1.25	245	96.2	56.338	460	36;37;51
250	185	3600	445/7TS	<a href="#">25036EG3G447TS-W22</a>	\$32,831	N1	2480	1.25	267	96.5	44.951	460	36;37
		1800	447/9T	<a href="#">25018EG3G449T-W22</a>	\$29,388	N1	3083	1.25	286	96.8	56.338	460	36;37

Please refer to back cover for description of "NOTES"

For detailed specifications, data sheets, drawings and performance curves visit <http://www.weg.net>



# Super Premium Efficiency

The most efficient induction motor in the World!



Motors with higher efficiency  
and lower total cost of ownership...  
**We call it WEGnology.**

Transforming energy into solutions. [www.weg.net](http://www.weg.net)



# Severe-Duty – Three Phase Motors

## Severe Duty – Three-Phase Motors - (A-90)

### GENERAL PURPOSE

TEFC – Foot Mount .....	A-93
TEFC – C-Face – Foot Mount .....	A-100
TEFC – C-Face – Footless .....	A-102

### IEEE 841

TEFC – Foot Mount .....	A-104
TEFC – C-Face – Foot Mount .....	A-108
TEFC – C-Face – Footless .....	A-109
W22 API661 Severe Duty Motors .....	A-110

### CRUSHER DUTY

TEFC – Foot Mount .....	A-113
-------------------------	-------

### VECTOR DUTY

TENV – Foot Mount – Double C-Face .....	A-115
---	-------


### IEC TRU-METRIC™

TEFC – Foot Mount IE3 .....	A-117
TEFC – Foot Mount - FF-Face Motors .....	A-118

# Severe-Duty – Three Phase Motors

You Do Not Need A Special Motor For Severe Duty.

Severe Duty Is Standard With WEG.



## W22 - Cast Iron

### Standard Features:

- 50/60 Hz rated (380V on nameplate - 400/415 available)
- Rated 50HZ at same horsepower up to 250HP 1.0 Service Factor for 2, 4 & 6 pole motors
- Rated 50Hz at same horsepower up to 125HP 1.0 Service Factor for 8 pole motors
- Class F insulation (impregnation resin and magnet wire are class H)
- F1 mounted (cast iron frames are F2 convertible). Frames 447T and up can easily be F2 converted by simply rotating the terminal box adapter
- Cast iron frames: regreasable ball bearings (frames 254T and up)
- Gasketed conduit box
- 200-240V Space heaters standard on Frames 586/7-588/9

### \*Inverter Rated

**1000:1 for Variable Torque  
NEMA Premium®**

**20:1 Constant Torque up to 250HP**

**6:1 Constant Torque 300HP and up**

*\* Insulated housing standard on L449T and above*

### Features that make a difference:

- All NEMA Premium® ratings have a 1.25 Service Factor (up to 100 HP) resulting in cooler operation and extended life of the motor
  - All Cast Iron Construction, including Terminal Box and Fan Cover (\*)
  - Solid feet for low vibration levels and impact absorption
  - Optimized ventilation system for cool operation and extended life
  - High Grade FC200 cast iron provides superior mechanical strength and heat dissipation
  - All WEG W22 motors are Totally Enclosed Fan Cooled with a true IP55 rating against dust and moisture. (IP56, IP65 and IP66 available as optional)
  - Exclusive W-Seal 364T and larger provides superior bearing protection
  - Taconite Labyrinth seal 586 Frame and larger
  - Exclusive WEG painting system exceed 200hrs ASTM 117 corrosion test (Exceeds IEEE 841 standard)
  - Balanced to 0.08 inches per second vibration limits (Meets IEEE 841 standard)
  - Four Bolt Conduit Cover with glued Neoprene Gasket
  - Impregnation Resin and magnet wire are insulation class H
  - Stainless Steel Nameplate - Laser etched with high contrast background
  - Corrosion Proof Drains
  - Inverter Duty per NEMA MG1, Part 31
  - Certified Class I Div 2, Groups A, B, C & D; Class II, Div 2, Groups F & G
  - Suitable for IEEE45 USCG 259 – Marine Duty
- \*Cast iron fan cover available as an option on 143-215T frames

### Optimal Cooling System

#### Fan Cover

- Aerodynamic design
- Minimal noise levels
- Superb air flow distribution over frame
- Superior mechanical strength

#### Fan

- Reinforced fan hub structure
- Noise level reduction
- Optimal air flow

### Terminal Box

- Excellent connection quality
- Easy cable handling during installation
- Ample space available for accessory installation
- Low Maintenance
- Mounting F1/F2/F3
- Rotation on 90° stages

### Bearing Caps

#### External

- Finned surface for optimal bearing heat dissipation

#### Internal

- Positive pressure lubrication system
- Excellent bearing lubrication quality improvement
- Lower bearing temperature
- 1.25 SF up to 100 hp

### Seal Subsystem

- Excellent dust and moisture protection

### Frame

- Low temperature on windings and bearings
- Low noise design
- Terminal box position outlet on top; 447T and larger

#### Pad for vibration sensor

- Displaced 90° from each other

### Enhanced Lifting Provisions

- Easy handling - horizontal & vertical
- Superior mechanical strength and handling safety

#### Solid feet

- Impact resistance
- Ideal for high vibration level applications

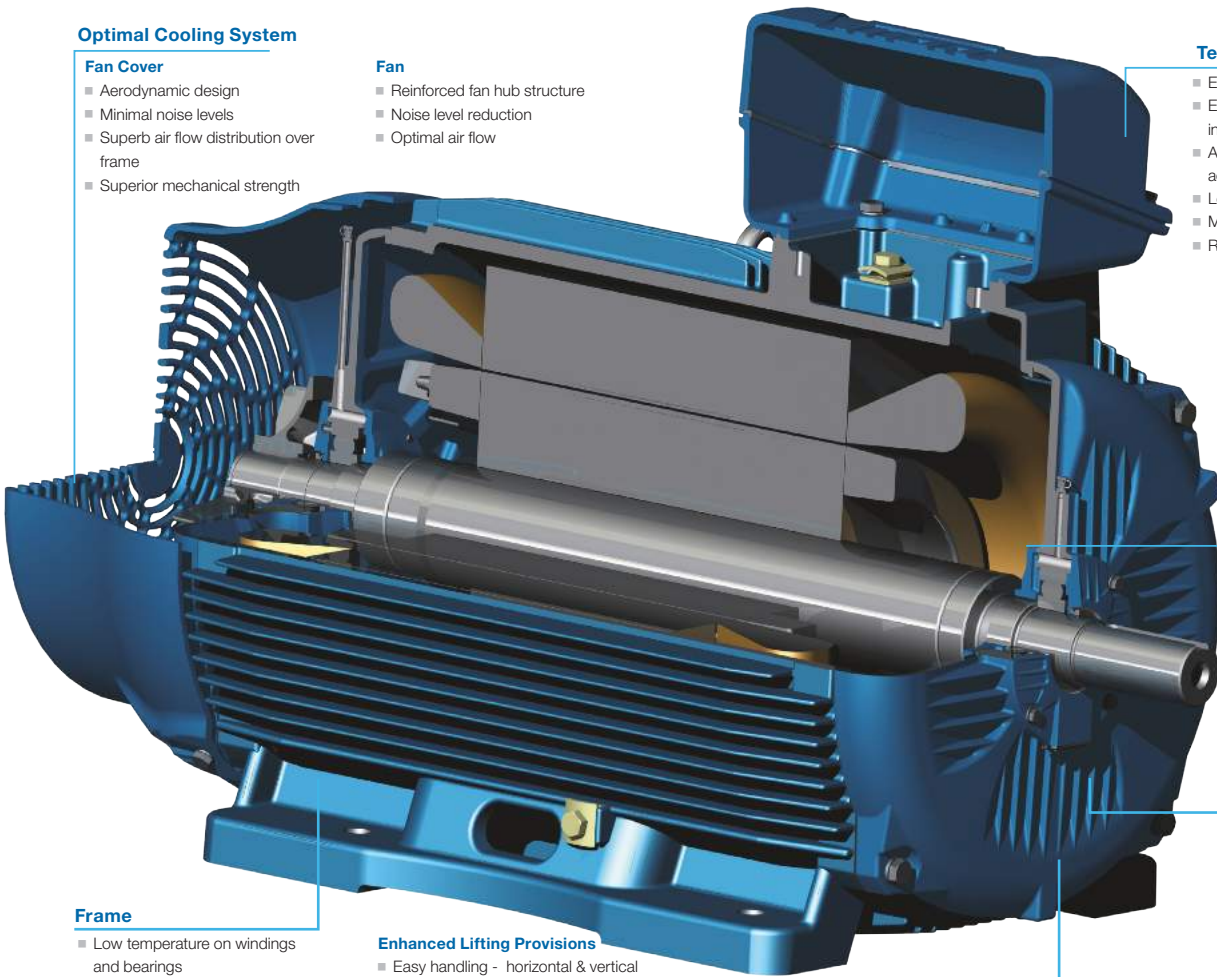
### Endshields Subsystem

#### DE (Drive Endshield)

- Fin design increases air flow
- Bearing moved outwards for better load support
- Bearing heat dissipation for reduced bearing temperature
- Reinforced endshield structure

#### NDE (Non-Drive Endshield)

- Smooth exterior surface
- Optimal air flow
- Designed for low noise
- Structural rigidity for low vibration
- Insulated housing standard on L447/9T and above



Please refer to back cover for description of "NOTES"

For detailed specifications, data sheets, drawings and performance curves visit <http://www.weg.net>

Data subject to change without notice.





# Severe Duty - Three-Phase Motors

GENERAL PURPOSE

## TEFC - Foot Mount

HP	kW	RPM	Frame	Catalog Number	List Price	Mult. Symbol	Approx. Shipping Weight (lbs)	Service Factor	FL Amps @ High	FL. Eff (%)	"C" Dimension (in)	Voltage (V)	Notes
1	0.75	3600	143/5T	<a href="#">00136ET3E143T-W22</a>	\$538	N1	45	1.25	1.44	81.5	13.358	230/460	
		3600	143/5T	<a href="#">00136ET3H143T-W22</a>	\$538	N1	44	1.25	1.15	81.5	13.358	575	
		1800	143/5T	<a href="#">00118ET3E143T-W22</a>	\$527	N1	48	1.25	1.47	85.5	13.358	230/460	
		1800	143/5T	<a href="#">00118ET3H143T-W22</a>	\$527	N1	48	1.25	1.18	85.5	13.358	575	
		1200	143/5T	<a href="#">00112ET3E145T-W22</a>	\$608	N1	55	1.25	1.73	82.5	13.358	230/460	
		1200	143/5T	<a href="#">00112ET3H145T-W22</a>	\$608	N1	55	1.25	1.38	82.5	13.358	575	
		900	182/4T	<a href="#">00109ET3E182T-W22</a>	\$1,043	N1	88	1.25	2.30	78.5	15.860	230/460	
		900	182/4T	<a href="#">00109ET3H182T-W22</a>	\$1,043	N1	104	1.25	1.84	78.5	15.860	575	
1.5	1.1	3600	143/5T	<a href="#">00156ET3E143T-W22</a>	\$543	N1	49	1.25	1.96	84.0	13.358	230/460	
		3600	143/5T	<a href="#">00156ET3H143T-W22</a>	\$543	N1	49	1.25	1.57	84.0	13.358	575	
		1800	143/5T	<a href="#">00158ET3E145T-W22</a>	\$551	N1	53	1.25	2.02	86.5	13.358	230/460	
		1800	143/5T	<a href="#">00158ET3H145T-W22</a>	\$551	N1	53	1.25	1.62	86.5	13.358	575	
		1200	182/4T	<a href="#">00152ET3E182T-W22</a>	\$754	N1	97	1.25	2.54	87.5	15.860	230/460	
		1200	182/4T	<a href="#">00152ET3H182T-W22</a>	\$754	N1	97	1.25	2.03	87.5	15.860	575	
		900	182/4T	<a href="#">00159ET3E184T-W22</a>	\$1,207	N1	102	1.25	2.70	82.5	15.860	230/460	
		900	182/4T	<a href="#">00159ET3H184T-W22</a>	\$1,207	N1	102	1.25	2.16	82.5	15.860	575	
2	1.5	3600	143/5T	<a href="#">00236ET3E145T-W22</a>	\$591	N1	54	1.25	2.56	85.5	13.358	230/460	
		3600	143/5T	<a href="#">00236ET3H145T-W22</a>	\$591	N1	54	1.25	2.05	85.5	13.358	575	
		1800	143/5T	<a href="#">00218ET3E145T-W22</a>	\$612	N1	51	1.25	2.76	86.5	13.358	230/460	
		1800	143/5T	<a href="#">00218ET3H145T-W22</a>	\$612	N1	54	1.25	2.21	86.5	13.358	575	
		1200	182/4T	<a href="#">00212ET3E184T-W22</a>	\$819	N1	108	1.25	3.22	88.5	15.860	230/460	39
		1200	182/4T	<a href="#">00212ET3H184T-W22</a>	\$819	N1	103	1.25	2.58	88.5	15.860	575	39
		900	213/5T	<a href="#">00209ET3E213T-W22</a>	\$1,848	N1	171	1.25	3.39	85.5	19.517	230/460	
		900	213/5T	<a href="#">00209ET3H213T-W22</a>	\$1,848	N1	171	1.25	2.71	85.5	19.517	575	
3	2.2	3600	182/4T	<a href="#">00336ET3E182T-W22</a>	\$763	N1	99	1.25	3.63	86.5	15.860	230/460	
		3600	182/4T	<a href="#">00336ET3H182T-W22</a>	\$763	N1	99	1.25	2.90	86.5	15.860	575	
		1800	182/4T	<a href="#">00318ET3E182T-W22</a>	\$663	N1	92	1.25	3.91	89.5	15.860	230/460	
		1800	182/4T	<a href="#">00318ET3H182T-W22</a>	\$663	N1	94	1.25	3.13	89.5	15.860	575	
		1200	213/5T	<a href="#">00312ET3E213T-W22</a>	\$1,129	N1	160	1.25	4.41	89.5	19.517	230/460	
		1200	213/5T	<a href="#">00312ET3H213T-W22</a>	\$1,129	N1	163	1.25	3.53	89.5	19.517	575	
		900	213/5T	<a href="#">00309ET3E215T-W22</a>	\$2,115	N1	189	1.25	4.55	85.5	19.517	230/460	
		900	213/5T	<a href="#">00309ET3H215T-W22</a>	\$2,115	N1	188	1.25	3.64	85.5	19.517	575	
5	3.7	3600	182/4T	<a href="#">00536ET3E184T-W22</a>	\$873	N1	103	1.25	5.90	88.5	15.860	230/460	
		3600	182/4T	<a href="#">00536ET3H184T-W22</a>	\$873	N1	106	1.25	4.72	88.5	15.860	575	
		1800	182/4T	<a href="#">00518ET3E184T-W22</a>	\$772	N1	101	1.25	6.45	89.5	15.860	230/460	
		1800	182/4T	<a href="#">00518ET3H184T-W22</a>	\$772	N1	104	1.25	5.16	89.5	15.860	575	
		1800	182/4T	<a href="#">00518ET3P184T-W22</a>	\$772	N1	103	1.25	14.8	89.5	15.860	200	
		1200	213/5T	<a href="#">00512ET3E215T-W22</a>	\$1,332	N1	170	1.25	6.83	89.5	19.517	230/460	
		1200	213/5T	<a href="#">00512ET3H215T-W22</a>	\$1,332	N1	180	1.25	5.46	89.5	19.517	575	
		900	254/6T	<a href="#">00509ET3E254T-W22</a>	\$3,301	N1	302	1.25	7.58	87.5	24.945	230/460	
900	254/6T	<a href="#">00509ET3H254T-W22</a>	\$3,301	N1	321	1.25	6.06	87.5	24.945	575			

continued on next page

Please refer to back cover for description of "NOTES"

For detailed specifications, data sheets, drawings and performance curves visit <http://www.weg.net>

Data subject to change without notice.

Can't find what you are looking for? Call 1-800-ASK-4WEG (275-4934)

Severe Duty - Three-Phase Motors

# Severe Duty - Three-Phase Motors



## GENERAL PURPOSE

### TEFC - Foot Mount - *continued*

HP	kW	RPM	Frame	Catalog Number	List Price	Mult. Symbol	Approx. Shipping Weight (lbs)	Service Factor	FL Amps @ High	FL Eff (%)	"C" Dimension (in)	Voltage (V)	Notes
7.5	5.5	3600	182/4T	<a href="#">00736ET3E184T-W22</a>	\$1,074	N1	106	1.25	8.76	89.5	15.860	230/460	12
		3600	213/5T	<a href="#">00736ET3E213T-W22</a>	\$1,125	N1	149	1.25	8.76	89.5	19.517	230/460	
		3600	213/5T	<a href="#">00736ET3H213T-W22</a>	\$1,125	N1	163	1.25	7.01	89.5	19.517	575	
		1800	213/5T	<a href="#">00718ET3E213T-W22</a>	\$1,089	N1	170	1.25	9.18	91.7	19.517	230/460	
		1800	213/5T	<a href="#">00718ET3H213T-W22</a>	\$1,089	N1	174	1.25	7.34	91.7	19.517	575	
		1800	213/5T	<a href="#">00718ET3P213T-W22</a>	\$1,089	N1	175	1.25	21.1	91.7	19.517	200	
		1200	254/6T	<a href="#">00712ET3E254T-W22</a>	\$2,065	N1	300	1.25	9.48	91.0	24.945	230/460	
		1200	254/6T	<a href="#">00712ET3H254T-W22</a>	\$2,065	N1	316	1.25	7.58	91.0	24.945	575	
		900	254/6T	<a href="#">00709ET3E256T-W22</a>	\$3,658	N1	317	1.25	11.1	87.5	24.945	230/460	
		900	254/6T	<a href="#">00709ET3H256T-W22</a>	\$3,658	N1	373	1.25	8.88	87.5	24.945	575	
10	7.5	3600	213/5T	<a href="#">01036ET3E215T-W22</a>	\$1,332	N1	172	1.25	11.6	90.2	19.517	230/460	
		3600	213/5T	<a href="#">01036ET3H215T-W22</a>	\$1,332	N1	180	1.25	9.28	90.2	19.517	575	
		1800	213/5T	<a href="#">01018ET3E215T-W22</a>	\$1,273	N1	175	1.25	12.4	91.7	19.517	230/460	
		1800	213/5T	<a href="#">01018ET3H215T-W22</a>	\$1,273	N1	188	1.25	9.92	91.7	19.517	575	
		1800	213/5T	<a href="#">01018ET3P215T-W22</a>	\$1,273	N1	189	1.25	28.5	91.7	19.517	200	
		1200	254/6T	<a href="#">01012ET3E256T-W22</a>	\$2,396	N1	318	1.25	12.9	91.0	24.945	230/460	
		1200	254/6T	<a href="#">01012ET3H256T-W22</a>	\$2,396	N1	325	1.25	10.3	91.0	24.945	575	
		900	284/6T	<a href="#">01009ET3E284T-W22</a>	\$4,634	N1	373	1.25	13.4	90.2	27.929	230/460	
		900	284/6T	<a href="#">01009ET3H284T-W22</a>	\$4,634	N1	371	1.25	10.7	90.2	27.929	575	
15	11	3600	213/5T	<a href="#">01536ET3E215T-W22</a>	\$1,697	N1	192	1.25	17.0	91.0	19.517	230/460	12
		3600	254/6T	<a href="#">01536ET3E254T-W22</a>	\$1,824	N1	293	1.25	17.2	91.0	24.945	230/460	
		3600	254/6T	<a href="#">01536ET3H254T-W22</a>	\$1,824	N1	298	1.25	13.8	91.0	24.945	575	
		1800	254/6T	<a href="#">01518ET3E254T-W22</a>	\$1,848	N1	339	1.25	18.0	92.4	24.945	230/460	
		1800	254/6T	<a href="#">01518ET3H254T-W22</a>	\$1,848	N1	347	1.25	14.4	92.4	24.945	575	
		1800	254/6T	<a href="#">01518ET3P254T-W22</a>	\$1,848	N1	349	1.25	41.4	92.4	24.945	200	
		1200	284/6TS	<a href="#">01512ET3E284TS-W22</a>	\$3,291	N1	420	1.25	17.9	91.7	26.557	230/460	
		1200	284/6TS	<a href="#">01512ET3H284TS-W22</a>	\$3,291	N1	360	1.25	14.3	91.7	26.557	575	
		1200	284/6T	<a href="#">01512ET3E284T-W22</a>	\$3,291	N1	406	1.25	17.9	91.7	27.929	230/460	
		1200	284/6T	<a href="#">01512ET3H284T-W22</a>	\$3,291	N1	420	1.25	14.3	91.7	27.929	575	
		900	284/6T	<a href="#">01509ET3E286T-W22</a>	\$5,368	N1	429	1.25	19.4	90.2	27.929	230/460	
900	284/6T	<a href="#">01509ET3H286T-W22</a>	\$5,368	N1	428	1.25	15.5	90.2	27.929	575			
20	15	3600	254/6T	<a href="#">02036ET3E256T-W22</a>	\$2,382	N1	317	1.25	23.2	91.0	24.945	230/460	
		3600	254/6T	<a href="#">02036ET3H256T-W22</a>	\$2,382	N1	323	1.25	18.6	91.0	24.945	575	
		1800	254/6T	<a href="#">02018ET3E256T-W22</a>	\$2,201	N1	386	1.25	24.1	93.0	24.945	230/460	
		1800	254/6T	<a href="#">02018ET3H256T-W22</a>	\$2,201	N1	396	1.25	19.3	93.0	24.945	575	
		1800	254/6T	<a href="#">02018ET3P256T-W22</a>	\$2,201	N1	397	1.25	55.4	93.0	24.945	200	
		1200	284/6T	<a href="#">02012ET3E286T-W22</a>	\$3,962	N1	432	1.25	24.2	91.7	27.929	230/460	
		1200	284/6T	<a href="#">02012ET3H286T-W22</a>	\$3,962	N1	447	1.25	19.4	91.7	27.929	575	
		900	284/6T	<a href="#">02009ET3E286T-W22</a>	\$5,854	N1	556	1.00	28.2	90.2	27.929	230/460	1;12;37
		900	324/6T	<a href="#">02009ET3E324T-W22</a>	\$6,339	N1	548	1.25	28.3	91.0	31.116	230/460	
		900	324/6T	<a href="#">02009ET3H324T-W22</a>	\$6,339	N1	546	1.25	22.6	91.0	31.116	575	

*continued on next page*

Please refer to back cover for description of "NOTES"

For detailed specifications, data sheets, drawings and performance curves visit <http://www.weg.net>



### TEFC - Foot Mount - *continued*

HP	kW	RPM	Frame	Catalog Number	List Price	Mult. Symbol	Approx. Shipping Weight (lbs)	Service Factor	FL Amps @ High	FL. Eff (%)	"C" Dimension (in)	Voltage (V)	Notes
25	18.5	3600	284/6TS	<a href="#">02536ET3E284TS-W22</a>	\$2,998	N1	391	1.25	28.5	91.7	26.557	230/460	
		3600	284/6TS	<a href="#">02536ET3H284TS-W22</a>	\$2,998	N1	405	1.25	22.8	91.7	26.557	575	
		1800	284/6TS	<a href="#">02518ET3E284TS-W22</a>	\$2,743	N1	438	1.25	29.5	93.6	26.557	230/460	
		1800	284/6T	<a href="#">02518ET3E284T-W22</a>	\$2,743	N1	408	1.25	29.5	93.6	27.929	230/460	
		1800	284/6T	<a href="#">02518ET3H284T-W22</a>	\$2,743	N1	439	1.25	23.6	93.6	27.929	575	
		1200	324/6T	<a href="#">02512ET3E324T-W22</a>	\$4,737	N1	569	1.25	30.4	93.0	31.116	230/460	
		1200	324/6T	<a href="#">02512ET3H324T-W22</a>	\$4,737	N1	583	1.25	24.3	93.0	31.116	575	
		900	324/6T	<a href="#">02509ET3E326T-W22</a>	\$7,315	N1	593	1.25	35.9	91.0	31.116	230/460	
		900	324/6T	<a href="#">02509ET3H326T-W22</a>	\$7,315	N1	593	1.25	28.7	91.0	31.116	575	
30	22	3600	284/6TS	<a href="#">03036ET3E286TS-W22</a>	\$3,561	N1	408	1.25	33.8	91.7	26.557	230/460	
		3600	284/6TS	<a href="#">03036ET3H286TS-W22</a>	\$3,561	N1	425	1.25	27.0	91.7	26.557	575	
		1800	284/6TS	<a href="#">03018ET3E286TS-W22</a>	\$3,223	N1	476	1.25	35.1	93.6	26.557	230/460	
		1800	284/6T	<a href="#">03018ET3E286T-W22</a>	\$3,223	N1	461	1.25	35.1	93.6	27.929	230/460	
		1800	284/6T	<a href="#">03018ET3H286T-W22</a>	\$3,223	N1	476	1.25	28.1	93.6	27.929	575	
		1200	324/6T	<a href="#">03012ET3E326T-W22</a>	\$5,273	N1	530	1.25	36.2	93.0	31.116	230/460	
		1200	324/6T	<a href="#">03012ET3H326T-W22</a>	\$5,273	N1	627	1.25	29.0	93.0	31.116	575	
		900	364/5T	<a href="#">03009ET3E364T-W22</a>	\$11,215	N1	899	1.25	37.0	92.4	34.251	230/460	
		40	30	3600	324/6TS	<a href="#">04036ET3E324TS-W22</a>	\$4,725	N1	546	1.25	45.8	92.4	29.616
3600	324/6TS			<a href="#">04036ET3H324TS-W22</a>	\$4,725	N1	589	1.25	36.6	92.4	29.616	575	
1800	324/6TS			<a href="#">04018ET3E324TS-W22</a>	\$4,178	N1	613	1.25	47.1	94.1	31.116	230/460	
1800	324/6T			<a href="#">04018ET3E324T-W22</a>	\$4,178	N1	591	1.25	47.1	94.1	31.116	230/460	
1800	324/6T			<a href="#">04018ET3H324T-W22</a>	\$4,178	N1	614	1.25	37.7	94.1	31.116	575	
1800	324/6T			<a href="#">04018ET3P324T-W22</a>	\$4,178	N1	625	1.25	108	94.1	31.116	200	
1200	364/5T			<a href="#">04012ET3E364T-W22</a>	\$7,284	N1	964	1.25	46.5	94.1	34.251	230/460	
1200	364/5T			<a href="#">04012ET3H364T-W22</a>	\$7,284	N1	904	1.25	37.2	94.1	34.251	575	
900	364/5T			<a href="#">04009ET3E365T-W22</a>	\$12,194	N1	954	1.25	50.3	92.4	34.251	230/460	
50	37	3600	324/6TS	<a href="#">05036ET3E326TS-W22</a>	\$5,316	N1	587	1.25	56.1	93.0	29.616	230/460	
		3600	324/6TS	<a href="#">05036ET3H326TS-W22</a>	\$5,316	N1	610	1.25	44.9	93.0	29.616	575	
		1800	324/6TS	<a href="#">05018ET3E326TS-W22</a>	\$5,100	N1	637	1.25	59.2	94.5	31.116	230/460	
		1800	324/6T	<a href="#">05018ET3E326T-W22</a>	\$5,100	N1	585	1.25	59.2	94.5	31.116	230/460	
		1800	324/6T	<a href="#">05018ET3H326T-W22</a>	\$5,100	N1	634	1.25	47.4	94.5	31.116	575	
		1200	364/5T	<a href="#">05012ET3E365T-W22</a>	\$8,518	N1	914	1.25	57.4	94.1	34.251	230/460	
		1200	364/5T	<a href="#">05012ET3H365T-W22</a>	\$8,518	N1	1026	1.25	45.9	94.1	34.251	575	
		900	404/5T	<a href="#">05009ET3E404T-W22</a>	\$17,648	N1	1214	1.25	60.0	93.0	39.73	230/460	
		60	45	3600	364/5TS	<a href="#">06036ET3E364TS-W22</a>	\$7,552	N1	855	1.25	67.0	93.6	32.338
3600	364/5TS			<a href="#">06036ET3G364TS-W22</a>	\$7,552	N1	961	1.25	67.0	93.6	32.338	460	
3600	364/5TS			<a href="#">06036ET3H364TS-W22</a>	\$7,552	N1	968	1.25	53.6	93.6	32.338	575	
1800	364/5TS			<a href="#">06018ET3E364TS-W22</a>	\$7,389	N1	1026	1.25	68.3	95.0	32.338	230/460	
1800	364/5T			<a href="#">06018ET3E364T-W22</a>	\$7,389	N1	946	1.25	68.3	95.0	34.251	230/460	
1800	364/5T			<a href="#">06018ET3G364T-W22</a>	\$7,389	N1	1025	1.25	68.3	95.0	34.251	460	
1800	364/5T			<a href="#">06018ET3H364T-W22</a>	\$7,389	N1	1033	1.25	54.6	95.0	34.251	575	
1200	404/5T			<a href="#">06012ET3E404T-W22</a>	\$10,497	N1	1252	1.25	69.5	94.5	39.730	230/460	
1200	404/5T			<a href="#">06012ET3ERB404T-W22</a>	\$10,497	N1	1262	1.25	69.5	94.5	39.730	230/460	14
1200	404/5T			<a href="#">06012ET3G404T-W22</a>	\$10,497	N1	1213	1.25	69.5	94.5	39.730	460	
1200	404/5T			<a href="#">06012ET3H404T-W22</a>	\$10,497	N1	1255	1.25	55.6	94.5	39.730	575	
900	404/5T			<a href="#">06009ET3E405T-W22</a>	\$20,443	N1	1263	1.25	73.0	93.0	39.730	230/460	

Severe Duty - Three-Phase Motors

*continued on next page*

Please refer to back cover for description of "NOTES"

For detailed specifications, data sheets, drawings and performance curves visit <http://www.weg.net>

Data subject to change without notice.

Can't find what you are looking for? Call 1-800-ASK-4WEG (275-4934)

# Severe Duty - Three-Phase Motors



## GENERAL PURPOSE

### TEFC - Foot Mount - *continued*

HP	kW	RPM	Frame	Catalog Number	List Price	Mult. Symbol	Approx. Shipping Weight (lbs)	Service Factor	FL Amps @ High	FL. Eff (%)	"C" Dimension (in)	Voltage (V)	Notes
75	55	3600	364/5TS	<a href="#">07536ET3E365TS-W22</a>	\$9,091	N1	900	1.25	81.9	93.6	32.338	230/460	
		3600	364/5TS	<a href="#">07536ET3G365TS-W22</a>	\$9,091	N1	963	1.25	81.9	93.6	32.338	460	
		3600	364/5TS	<a href="#">07536ET3H365TS-W22</a>	\$9,091	N1	967	1.25	65.5	93.6	32.338	575	
		1800	364/5TS	<a href="#">07518ET3E365TS-W22</a>	\$8,705	N1	988	1.25	84.1	95.4	32.338	230/460	
		1800	364/5T	<a href="#">07518ET3E365T-W22</a>	\$8,705	N1	969	1.25	84.1	95.4	34.251	230/460	
		1800	364/5T	<a href="#">07518ET3G365T-W22</a>	\$8,705	N1	1045	1.25	84.1	95.4	34.251	460	
		1800	364/5T	<a href="#">07518ET3H365T-W22</a>	\$8,705	N1	1050	1.25	67.3	95.4	34.251	575	
		1200	404/5T	<a href="#">07512ET3E405T-W22</a>	\$12,058	N1	1303	1.25	84.9	94.5	39.730	230/460	
		1200	404/5T	<a href="#">07512ET3ERB405T-W22</a>	\$12,058	N1	1262	1.25	84.9	94.5	39.730	230/460	14
		1200	404/5T	<a href="#">07512ET3G405T-W22</a>	\$12,058	N1	1298	1.25	84.9	94.5	39.730	460	
		1200	404/5T	<a href="#">07512ET3GRB405T-W22</a>	\$12,058	N1	1309	1.25	84.9	94.5	39.730	460	14
		1200	404/5T	<a href="#">07512ET3H405T-W22</a>	\$12,058	N1	1303	1.25	67.9	94.5	39.730	575	
		900	444/5T	<a href="#">07509ET3E444T-W22</a>	\$23,334	N1	1665	1.25	93.0	93.6	45.157	230/460	
		900	444/5T	<a href="#">07509ET3QRB444TF2-W2</a>	\$23,334	N1	1707	1.25	93.0	93.6	45.157	460	14
100	75	3600	404/5TS	<a href="#">10036ET3E405TS-W22</a>	\$12,002	N1	1024	1.25	110	94.1	36.732	230/460	
		3600	404/5TS	<a href="#">10036ET3G405TS-W22</a>	\$12,002	N1	1176	1.25	110	94.1	36.732	460	
		3600	404/5TS	<a href="#">10036ET3H405TS-W22</a>	\$12,002	N1	1182	1.25	88.0	94.1	36.732	575	
		1800	404/5TS	<a href="#">10018ET3E405TS-W22</a>	\$11,689	N1	1266	1.25	111	95.4	36.732	230/460	
		1800	404/5T	<a href="#">10018ET3E405T-W22</a>	\$11,689	N1	1190	1.25	111	95.4	39.730	230/460	
		1800	404/5T	<a href="#">10018ET3ERB405T-W22</a>	\$11,689	N1	1239	1.25	111	95.4	39.730	230/460	14
		1800	404/5T	<a href="#">10018ET3G405T-W22</a>	\$11,689	N1	1280	1.25	111	95.4	39.730	460	
		1800	404/5T	<a href="#">10018ET3GRB405T-W22</a>	\$11,689	N1	1199	1.25	111	95.4	39.730	460	14
		1800	404/5T	<a href="#">10018ET3H405T-W22</a>	\$11,689	N1	1283	1.25	88.8	95.4	39.730	575	
		1800	404/5T	<a href="#">10018ET3HRB405T-W22</a>	\$11,689	N1	1294	1.25	88.8	95.4	39.730	575	14
		1200	444/5T	<a href="#">10012ET3E444T-W22</a>	\$15,631	N1	1786	1.25	121	95.0	45.157	230/460	
		1200	444/5T	<a href="#">10012ET3ERB444T-W22</a>	\$15,631	N1	1859	1.25	121	95.0	45.157	230/460	14
		1200	444/5T	<a href="#">10012ET3G444T-W22</a>	\$15,631	N1	1840	1.25	121	95.0	45.157	460	
		1200	444/5T	<a href="#">10012ET3GRB444T-W22</a>	\$15,631	N1	1854	1.25	121	95.0	45.157	460	14
		1200	444/5T	<a href="#">10012ET3H444T-W22</a>	\$15,631	N1	1837	1.25	96.8	95.0	45.157	575	
		900	444/5T	<a href="#">10009ET3E445T-W22</a>	\$26,988	N1	1900	1.25	127	94.1	45.157	230/460	
900	444/5T	<a href="#">10009ET3G445T-W22</a>	\$26,988	N1	1939	1.25	127	94.1	45.157	460			

*continued on next page*

Please refer to back cover for description of "NOTES"

For detailed specifications, data sheets, drawings and performance curves visit <http://www.weg.net>

Data subject to change without notice.



### TEFC - Foot Mount - *continued*

HP	kW	RPM	Frame	Catalog Number	List Price	Mult. Symbol	Approx. Shipping Weight (lbs)	Service Factor	FL Amps @ High	FL. Eff (%)	"C" Dimension (in)	Voltage (V)	Notes
125	90	3600	444/5TS	<a href="#">12536ET3E444TS-W22</a>	\$15,350	N1	1802	1.15	134	95.0	41.407	230/460	
		3600	444/5TS	<a href="#">12536ET3G444TS-W22</a>	\$15,350	N1	1798	1.15	134	95.0	41.407	460	
		3600	444/5TS	<a href="#">12536ET3H444TS-W22</a>	\$15,350	N1	1795	1.15	107	95.0	41.407	575	
		1800	444/5TS	<a href="#">12518ET3E444TS-W22</a>	\$14,748	N1	1627	1.15	139	95.4	41.407	230/460	
		1800	444/5T	<a href="#">12518ET3E444T-W22</a>	\$14,748	N1	1699	1.15	139	95.4	45.157	230/460	
		1800	444/5T	<a href="#">12518ET3ERB444T-W22</a>	\$14,748	N1	1730	1.15	139	95.4	45.157	230/460	14
		1800	444/5T	<a href="#">12518ET3G444T-W22</a>	\$14,748	N1	1710	1.15	139	95.4	45.157	460	
		1800	444/5T	<a href="#">12518ET3GRB444T-W22</a>	\$14,748	N1	1736	1.15	139	95.4	45.157	460	14
		1800	444/5T	<a href="#">12518ET3H444T-W22</a>	\$14,748	N1	1815	1.15	111	95.4	45.157	575	
		1200	444/5T	<a href="#">12512ET3E445T-W22</a>	\$17,947	N1	1980	1.15	143	95.0	45.157	230/460	
		1200	444/5T	<a href="#">12512ET3ERB445T-W22</a>	\$17,947	N1	1993	1.15	143	95.0	45.157	230/460	14
		1200	444/5T	<a href="#">12512ET3G445T-W22</a>	\$17,947	N1	1893	1.15	143	95.0	45.157	460	
		1200	444/5T	<a href="#">12512ET3GRB445T-W22</a>	\$17,947	N1	1996	1.15	143	95.0	45.157	460	14
		1200	444/5T	<a href="#">12512ET3H445T-W22</a>	\$17,947	N1	1974	1.15	114	95.0	45.157	575	
		900	445/7T	<a href="#">12509ET3G447T-W22</a>	\$28,175	N1	2235	1.15	151	94.5	48.701	460	
150	110	3600	444/5TS	<a href="#">15036ET3E445TS-W22</a>	\$18,882	N1	1899	1.15	161	95.0	41.407	230/460	
		3600	444/5TS	<a href="#">15036ET3G445TS-W22</a>	\$18,882	N1	1908	1.15	161	95.0	41.407	460	
		1800	444/5TS	<a href="#">15018ET3G445TS-W22</a>	\$17,420	N1	1869	1.15	170	95.8	41.407	460	
		1800	444/5T	<a href="#">15018ET3E445T-W22</a>	\$17,420	N1	1918	1.15	170	95.8	45.157	230/460	
		1800	444/5T	<a href="#">15018ET3G445T-W22</a>	\$17,420	N1	1905	1.15	170	95.8	45.157	460	
		1800	444/5T	<a href="#">15018ET3GRB445T-W22</a>	\$17,420	N1	1853	1.15	170	95.8	45.157	460	14
		1800	444/5T	<a href="#">15018ET3H445T-W22</a>	\$17,420	N1	1958	1.15	136	95.8	45.157	575	
		1800	444/5T	<a href="#">15018ET3HRB445T-W22</a>	\$17,420	N1	2034	1.15	136	95.8	45.157	575	14
		1200	445/7T	<a href="#">15012ET3E447T-W22</a>	\$20,639	N1	2354	1.15	176	95.8	48.701	230/460	
		1200	445/7T	<a href="#">15012ET3G447T-W22</a>	\$20,639	N1	2472	1.15	176	95.8	48.701	460	
		1200	445/7T	<a href="#">15012ET3GRB447T-W22</a>	\$20,639	N1	2371	1.15	176	95.8	48.701	460	14
		1200	445/7T	<a href="#">15012ET3H447T-W22</a>	\$20,639	N1	2467	1.15	141	95.8	48.701	575	
		900	447/9T	<a href="#">15009ET3G449T-W22</a>	\$30,677	N1	3079	1.15	185	94.5	56.338	460	

*continued on next page*

Severe Duty - Three-Phase Motors

Please refer to back cover for description of "NOTES"

For detailed specifications, data sheets, drawings and performance curves visit <http://www.weg.net>

Data subject to change without notice.

Can't find what you are looking for? Call 1-800-ASK-4WEG (275-4934)

# Severe Duty - Three-Phase Motors



## GENERAL PURPOSE

### TEFC - Foot Mount - *continued*

HP	kW	RPM	Frame	Catalog Number	List Price	Mult. Symbol	Approx. Shipping Weight (lbs)	Service Factor	FL Amps @ High	FL Eff (%)	"C" Dimension (in)	Voltage (V)	Notes
200	150	3600	445/7TS	<a href="#">20036ET3E447TS-W22</a>	\$23,562	N1	2224	1.15	219	95.4	44.951	230/460	
		3600	445/7TS	<a href="#">20036ET3G447TS-W22</a>	\$23,562	N1	2046	1.15	219	95.4	44.951	460	
		3600	504/5S	<a href="#">20036ET3G504S-W22</a>	\$23,562	N1	2373	1.15	222	95.4	48.215	460	
		1800	445/7TS	<a href="#">20018ET3G447TS-W22</a>	\$21,098	N1	2138	1.15	230	96.2	44.951	460	
		1800	445/7T	<a href="#">20018ET3E447T-W22</a>	\$21,098	N1	2349	1.15	230	96.2	48.701	230/460	
		1800	445/7T	<a href="#">20018ET3G447T-W22</a>	\$21,098	N1	2224	1.15	230	96.2	48.701	460	
		1800	445/7T	<a href="#">20018ET3GRB447T-W22</a>	\$21,098	N1	2209	1.15	230	96.2	48.701	460	14
		1800	445/7T	<a href="#">20018ET3H447T-W22</a>	\$21,098	N1	2477	1.15	184	96.2	48.701	575	
		1800	445/7T	<a href="#">20018ET3HRB447T-W22</a>	\$21,098	N1	1850	1.15	184	96.2	48.701	575	14
		1800	504/5	<a href="#">20018ET3G504-W22</a>	\$21,098	N1	2621	1.15	228	96.2	54.095	460	
		1200	445/7T	<a href="#">20012ET3G447T-W22</a>	\$25,133	N1	2406	1.15	237	95.8	48.701	460	
		1200	445/7T	<a href="#">20012ET3GRB447T-W22</a>	\$25,133	N1	2588	1.15	237	95.8	48.701	460	14
		1200	447/9T	<a href="#">20012ET3E449T-W22</a>	\$25,255	N1	2495	1.15	237	95.8	56.338	230/460	
		1200	447/9T	<a href="#">20012ET3G449T-W22</a>	\$25,255	N1	3044	1.15	237	95.8	56.338	460	
		1200	447/9T	<a href="#">20012ET3GRB449T-W22</a>	\$25,255	N1	2940	1.15	237	95.8	56.338	460	14
		1200	447/9T	<a href="#">20012ET3H449T-W22</a>	\$25,255	N1	2933	1.15	190	95.8	56.338	575	
		1200	504/5	<a href="#">20012ET3G505-W22</a>	\$25,133	N1	2467	1.15	237	95.8	54.095	460	
		900	447/9T	<a href="#">20009ET3G449T-W22</a>	\$49,899	N1	3255	1.15	254	95.0	56.338	460	
250	185	3600	445/7TS	<a href="#">25036ET3G447TS-W22</a>	\$29,846	N1	2535	1.15	266	95.8	44.951	460	
		3600	447/9TS	<a href="#">25036ET3G449TS-W22</a>	\$33,173	N1	2730	1.15	266	95.8	52.588	460	
		1800	445/7TS	<a href="#">25018ET3G447TS-W22</a>	\$27,189	N1	2709	1.15	281	96.2	44.951	460	
		1800	445/7T	<a href="#">25018ET3H447T-W22</a>	\$26,716	N1	2710	1.15	225	96.2	48.701	575	
		1800	445/7TS	<a href="#">25018ET3H447TS-W22</a>	\$27,189	N1	2896	1.15	225	96.2	44.951	575	
		1800	445/7T	<a href="#">25018ET3G447T-W22</a>	\$26,716	N1	2446	1.15	281	96.2	48.701	460	
		1800	445/7T	<a href="#">25018ET3GRB447T-W22</a>	\$26,716	N1	2554	1.15	281	96.2	48.701	460	14
		1800	445/7T	<a href="#">25018ET3HRB447T-W22</a>	\$26,716	N1	2414	1.15	225	96.2	48.701	575	14
		1800	447/9T	<a href="#">25018ET3G449T-W22</a>	\$26,803	N1	2879	1.15	281	96.2	56.338	460	
		1800	447/9T	<a href="#">25018ET3GRB449T-W22</a>	\$26,803	N1	2815	1.15	281	96.2	56.338	460	14
		1200	447/9T	<a href="#">25012ET3E449T-W22</a>	\$35,555	N1	3217	1.15	292	95.8	56.338	230/460	
		1200	447/9T	<a href="#">25012ET3G449T-W22</a>	\$35,555	N1	3090	1.15	292	95.8	56.338	460	
		1200	447/9T	<a href="#">25012ET3GRB449T-W22</a>	\$35,555	N1	3224	1.15	292	95.8	56.338	460	14
		1200	447/9T	<a href="#">25012ET3H449T-W22</a>	\$35,555	N1	3206	1.15	234	95.8	56.338	575	
		1200	586/7	<a href="#">25012ET3G586/7-W22</a>	\$39,631	N1	3769	1.15	299	95.8	61.902	460	43
		900	L447/9T	<a href="#">25009ET3G449T-W22</a>	\$56,168	N1	3590	1.15	308	95.4	57.181	460	43
300	220	3600	447/9TS	<a href="#">30036ET3G449TS-W22</a>	\$38,269	N1	2987	1.15	320	95.8	52.588	460	
		1800	447/9TS	<a href="#">30018ET3G449TS-W22</a>	\$31,384	N1	2894	1.15	330	96.2	52.588	460	44
		1800	447/9T	<a href="#">30018ET3G449T-W22</a>	\$31,384	N1	2888	1.15	330	96.2	56.338	460	
		1800	447/9T	<a href="#">30018ET3GRB449T-W22</a>	\$31,384	N1	2992	1.15	330	96.2	56.338	460	14
		1200	447/9T	<a href="#">30012ET3G449T-W22</a>	\$38,437	N1	3178	1.00	356	95.8	56.338	460	37
		1200	447/9T	<a href="#">30012ET3GKD449T-W22</a>	\$38,437	K1	3313	1.00	356	95.8	56.338	460	14
		1200	586/7	<a href="#">30012ET3G586/7-W22</a>	\$44,301	N1	4061	1.15	356	95.8	61.902	460	43
900	L447/9T	<a href="#">30009ET3G449T-W22</a>	\$58,655	N1	3826	1.15	371	95.4	57.181	460	19;43		

*continued on next page*

Please refer to back cover for description of "NOTES"

For detailed specifications, data sheets, drawings and performance curves visit <http://www.weg.net>

Severe Duty - Three-Phase Motors



### TEFC - Foot Mount - *continued*

HP	kW	RPM	Frame	Catalog Number	List Price	Mult. Symbol	Approx. Shipping Weight (lbs)	Service Factor	FL Amps @ High	FL. Eff (%)	"C" Dimension (in)	Voltage (V)	Notes
350	260	3600	447/9TS	<a href="#">35036ET3G449TS-W22</a>	\$43,805	N1	3120	1.15	377	96.2	52.588	460	
		1800	447/9TS	<a href="#">35018ET3G449TS-W22</a>	\$36,517	N1	3123	1.15	394	96.2	52.588	460	44
		1800	447/9T	<a href="#">35018ET3G449T-W22</a>	\$36,517	N1	3168	1.15	394	96.2	56.338	460	
		1800	447/9T	<a href="#">35018ET3GRB449T-W22</a>	\$36,517	N1	2941	1.15	394	96.2	56.338	460	14
		1200	L447/9T	<a href="#">35012ET3G449T-W22</a>	\$47,633	N1	3781	1.15	415	95.8	57.181	460	37;43
		1200	L447/9T	<a href="#">35012ET3GRB449T-W22</a>	\$47,633	N1	3800	1.15	415	95.8	57.181	460	14;37;43
		900	586/7	<a href="#">35009ET3G586/7-W22</a>	\$64,873	N1	5028	1.00	426	95.8	61.902	460	1;43
400	300	3600	L447/9TS	<a href="#">40036ET3G449TS-W22</a>	\$44,605	N1	3361	1.15	432	95.8	53.431	460	43
		1800	L447/9TS	<a href="#">40018ET3G449TS-W22</a>	\$43,805	N1	3328	1.15	445	96.2	53.431	460	43
		1800	L447/9T	<a href="#">40018ET3G449T-W22</a>	\$43,805	N1	3416	1.15	445	96.2	57.181	460	43
		1800	L447/9T	<a href="#">40018ET3GRB449T-W22</a>	\$43,805	N1	3404	1.15	445	96.2	57.181	460	14;43
		1800	L447/9T	<a href="#">40018ET3H449T-W22</a>	\$43,805	N1	3400	1.15	356	96.2	57.181	575	43
		1200	L447/9T	<a href="#">40012ET3G449T-W22</a>	\$52,307	N1	3720	1.00	477	95.8	57.181	460	19;37;43
		1200	L447/9T	<a href="#">40012ET3GRB449T-W22</a>	\$52,307	N1	3827	1.00	477	95.8	57.181	460	14;19;37;43
		1200	586/7	<a href="#">40012ET3G586/7-W22</a>	\$56,201	N1	4663	1.15	483	96.2	61.902	460	43
		900	588/9	<a href="#">40009ET3G588/9-W22</a>	\$66,123	N1	3308	1.00	498	95.7	69.381	460	1;19;43
450	330	3600	L447/9TS	<a href="#">45036ET3G449TS-W22</a>	\$49,610	N1	3537	1.00	475	95.8	53.431	460	1;19;43
		1800	L447/9T	<a href="#">45018ET3G449T-W22</a>	\$48,010	N1	3681	1.15	501	96.2	57.181	460	43
		1800	L447/9T	<a href="#">45018ET3GRB449T-W22</a>	\$48,010	N1	3657	1.15	501	96.2	57.181	460	14;43
		1200	586/7	<a href="#">45012ET3G586/7-W22</a>	\$62,251	N1	4957	1.00	532	96.2	61.902	460	43
		1200	586/7	<a href="#">45012ET3GRB586/7-W22</a>	\$62,251	N1	5248	1.00	532	96.2	61.902	460	14;43
		900	588/9	<a href="#">45009ET3G588/9-W22</a>	\$68,715	N1	5915	1.00	534	95.8	69.381	460	1;43;44
500	370	3600	586/7S	<a href="#">50036ET3G586/7S-W22</a>	\$56,305	N1	4649	1.15	530	96.2	55.027	460	43;44
		1800	L447/9T	<a href="#">50018ET3G449T-W22</a>	\$50,594	N1	3889	1.00	561	96.2	57.181	460	1;19;43
		1800	L447/9T	<a href="#">50018ET3GRB449T-W22</a>	\$50,594	N1	5424	1.00	561	96.2	57.181	460	1;14;19;43
		1200	586/7	<a href="#">50012ET3G586/7-W22</a>	\$62,962	N1	4916	1.00	603	96.2	61.902	460	43;44
600	450	3600	588/9S	<a href="#">60036ET3G588/9S-W22</a>	\$64,635	N1	5142	1.00	650	96.5	62.506	460	1;43;44
		1800	586/7	<a href="#">60018ET3G586/7-W22</a>	\$60,316	N1	4963	1.00	665	96.5	61.902	460	43;44
		1200	588/9	<a href="#">60012ET3G588/9-W22</a>	\$71,374	N1	6168	1.00	743	96.2	69.381	460	1;43;44
650	480	3600	588/9S	<a href="#">65036ET3G588/9S-W22</a>	\$66,835	N1	4805	1.00	685	96.6	62.506	460	1;43;44
		1800	588/9	<a href="#">65018ET3G588/9-W22</a>	\$66,701	N1	5597	1.00	734	96.6	69.381	460	1;43;44
700	515	3600	588/9S	<a href="#">70036ET3G588/9S-W22</a>	\$71,254	N1	5680	1.00	736	96.6	62.506	460	1;19;43;44
		1800	588/9	<a href="#">70018ET3G588/9-W22</a>	\$71,185	N1	5940	1.00	788	96.6	69.381	460	1;43;44
750	550	1800	588/9	<a href="#">75018ET3G588/9-W22</a>	\$74,025	N1	6154	1.00	840	96.7	69.381	460	1;43;44

Severe Duty - Three-Phase Motors

Please refer to back cover for description of "NOTES"

For detailed specifications, data sheets, drawings and performance curves visit <http://www.weg.net>

Data subject to change without notice.

Can't find what you are looking for? Call 1-800-ASK-4WEG (275-4934)

# Severe Duty - Three-Phase Motors



GENERAL PURPOSE

## TEFC - C-Face - Foot Mount

HP	kW	RPM	Frame	Catalog Number	List Price	Mult. Symbol	Approx. Shipping Weight (lbs)	Service Factor	FL Amps @ High	FL Eff (%)	"C" Dimension (in)	Voltage (V)	Notes
1	0.75	3600	143/5TC	<a href="#">00136ET3E143TC-W22</a>	\$566	N1	47	1.25	1.44	81.5	13.358	230/460	
		1800	143/5TC	<a href="#">00118ET3E143TC-W22</a>	\$555	N1	50	1.25	1.47	85.5	13.358	230/460	
		1800	143/5TC	<a href="#">00118ET3H143TC-W22</a>	\$555	N1	50	1.25	1.18	85.5	13.358	575	
		1200	143/5TC	<a href="#">00112ET3E145TC-W22</a>	\$636	N1	57	1.25	1.73	82.5	13.358	230/460	
1.5	1.1	3600	143/5TC	<a href="#">00156ET3E143TC-W22</a>	\$571	N1	52	1.25	1.96	84.0	13.358	230/460	
		3600	143/5TC	<a href="#">00156ET3H143TC-W22</a>	\$571	N1	51	1.25	1.57	84.0	13.358	575	
		1800	143/5TC	<a href="#">00158ET3E145TC-W22</a>	\$579	N1	56	1.25	2.02	86.5	13.358	230/460	
		1800	143/5TC	<a href="#">00158ET3H145TC-W22</a>	\$579	N1	56	1.25	1.62	86.5	13.358	575	
		1200	182/4TC	<a href="#">00152ET3E182TC-W22</a>	\$792	N1	101	1.25	2.54	87.5	15.860	230/460	
2	1.5	3600	143/5TC	<a href="#">00236ET3E145TC-W22</a>	\$619	N1	56	1.25	2.56	85.5	13.358	230/460	
		3600	143/5TC	<a href="#">00236ET3H145TC-W22</a>	\$619	N1	56	1.25	2.05	85.5	13.358	575	
		1800	143/5TC	<a href="#">00218ET3E145TC-W22</a>	\$640	N1	53	1.25	2.76	86.5	13.358	230/460	
		1800	143/5TC	<a href="#">00218ET3H145TC-W22</a>	\$640	N1	57	1.25	2.21	86.5	13.358	575	
		1200	182/4TC	<a href="#">00212ET3E184TC-W22</a>	\$857	N1	112	1.25	3.22	88.5	15.860	230/460	39
3	2.2	3600	182/4TC	<a href="#">00336ET3E182TC-W22</a>	\$802	N1	103	1.25	3.63	86.5	15.860	230/460	
		3600	182/4TC	<a href="#">00336ET3H182TC-W22</a>	\$802	N1	103	1.25	2.90	86.5	15.860	575	
		1800	182/4TC	<a href="#">00318ET3E182TC-W22</a>	\$700	N1	96	1.25	3.91	89.5	15.860	230/460	
		1800	182/4TC	<a href="#">00318ET3H182TC-W22</a>	\$700	N1	98	1.25	3.13	89.5	15.860	575	
		1200	213/5TC	<a href="#">00312ET3E213TC-W22</a>	\$1,180	N1	166	1.25	4.41	89.5	19.517	230/460	
		900	213/5TC	<a href="#">00309ET3E215TC-W22</a>	\$2,166	N1	192	1.25	4.55	85.5	19.517	230/460	
5	3.7	3600	182/4TC	<a href="#">00536ET3E184TC-W22</a>	\$911	N1	110	1.25	5.90	88.5	15.860	230/460	
		3600	182/4TC	<a href="#">00536ET3H184TC-W22</a>	\$911	N1	109	1.25	4.72	88.5	15.860	575	
		1800	182/4TC	<a href="#">00518ET3E184TC-W22</a>	\$810	N1	107	1.25	6.45	89.5	15.860	230/460	
		1800	182/4TC	<a href="#">00518ET3H184TC-W22</a>	\$810	N1	108	1.25	5.16	89.5	15.860	575	
		1200	213/5TC	<a href="#">00512ET3E215TC-W22</a>	\$1,384	N1	183	1.25	6.83	89.5	19.517	230/460	
7.5	5.5	3600	182/4TC	<a href="#">00736ET3E184TC-W22</a>	\$1,112	N1	110	1.25	8.76	89.5	15.860	230/460	12
		3600	182/4TC	<a href="#">00736ET3H184TC-W22</a>	\$1,112	N1	109	1.25	7.01	89.5	15.860	575	
		3600	213/5TC	<a href="#">00736ET3E213TC-W22</a>	\$1,177	N1	166	1.25	8.76	89.5	19.517	230/460	
		3600	213/5TC	<a href="#">00736ET3H213TC-W22</a>	\$1,177	N1	166	1.25	7.01	89.5	19.517	575	
		1800	213/5TC	<a href="#">00718ET3E213TC-W22</a>	\$1,141	N1	174	1.25	9.18	91.7	19.517	230/460	
		1800	213/5TC	<a href="#">00718ET3H213TC-W22</a>	\$1,141	N1	178	1.25	7.34	91.7	19.517	575	
		1200	254/6TC	<a href="#">00712ET3E254TC-W22</a>	\$2,134	N1	321	1.25	9.48	91.0	24.945	230/460	
		900	254/6TC	<a href="#">00709ET3E256TC-W22</a>	\$3,726	N1	341	1.25	11.1	87.5	24.945	230/460	
10	7.5	3600	213/5TC	<a href="#">01036ET3E215TC-W22</a>	\$1,383	N1	178	1.25	11.6	90.2	19.517	230/460	
		3600	213/5TC	<a href="#">01036ET3H215TC-W22</a>	\$1,383	N1	183	1.25	9.28	90.2	19.517	575	
		1800	213/5TC	<a href="#">01018ET3E215TC-W22</a>	\$1,325	N1	183	1.25	12.4	91.7	19.517	230/460	
		1800	213/5TC	<a href="#">01018ET3H215TC-W22</a>	\$1,325	N1	191	1.25	9.92	91.7	19.517	575	
		1200	254/6TC	<a href="#">01012ET3E256TC-W22</a>	\$2,465	N1	329	1.25	12.9	91.0	24.945	230/460	
15	11	3600	213/5TC	<a href="#">01536ET3E215TC-W22</a>	\$1,748	N1	187	1.25	17.0	91.0	19.517	230/460	12
		3600	254/6TC	<a href="#">01536ET3E254TC-W22</a>	\$1,893	N1	295	1.25	17.2	91.0	24.945	230/460	
		3600	254/6TC	<a href="#">01536ET3H254TC-W22</a>	\$1,893	N1	302	1.25	13.8	91.0	24.945	575	
		1800	254/6TC	<a href="#">01518ET3E254TC-W22</a>	\$1,917	N1	340	1.25	18.0	92.4	24.945	230/460	
		1800	254/6TC	<a href="#">01518ET3H254TC-W22</a>	\$1,917	N1	351	1.25	14.4	92.4	24.945	575	
		1200	284/6TC	<a href="#">01512ET3E284TC-W22</a>	\$3,388	N1	430	1.25	17.9	91.7	27.929	230/460	
		1200	284/6TC	<a href="#">01512ET3H284TC-W22</a>	\$3,388	N1	428	1.25	14.3	91.7	27.929	575	

continued on next page

Please refer to back cover for description of "NOTES"

For detailed specifications, data sheets, drawings and performance curves visit <http://www.weg.net>

Data subject to change without notice.





### TEFC - C-Face - Foot Mount - *continued*

HP	kW	RPM	Frame	Catalog Number	List Price	Mult. Symbol	Approx. Shipping Weight (lbs)	Service Factor	FL Amps @ High	FL. Eff (%)	"C" Dimension (in)	Voltage (V)	Notes
20	15	3600	254/6TC	<a href="#">02036ET3E256TC-W22</a>	\$2,451	N1	318	1.25	23.2	91.0	24.945	230/460	
		3600	254/6TC	<a href="#">02036ET3H256TC-W22</a>	\$2,451	N1	327	1.25	18.6	91.0	24.945	575	
		1800	254/6TC	<a href="#">02018ET3E256TC-W22</a>	\$2,270	N1	389	1.25	24.1	93.0	24.945	230/460	
		1800	254/6TC	<a href="#">02018ET3H256TC-W22</a>	\$2,270	N1	401	1.25	19.3	93.0	24.945	575	
		1200	284/6TC	<a href="#">02012ET3E286TC-W22</a>	\$4,060	N1	457	1.25	24.2	91.7	27.929	230/460	
25	18.5	3600	284/6TSC	<a href="#">02536ET3E284TSC-W22</a>	\$3,096	N1	416	1.25	28.5	91.7	26.557	230/460	
		3600	284/6TSC	<a href="#">02536ET3H284TSC-W22</a>	\$3,096	N1	413	1.25	22.8	91.7	26.557	575	
		1800	284/6TC	<a href="#">02518ET3E284TC-W22</a>	\$2,840	N1	418	1.25	29.5	93.6	27.929	230/460	
		1800	284/6TC	<a href="#">02518ET3H284TC-W22</a>	\$2,840	N1	447	1.25	23.6	93.6	27.929	575	
		1200	324/6TC	<a href="#">02512ET3E324TC-W22</a>	\$4,858	N1	601	1.25	30.4	93.0	31.116	230/460	
30	22	3600	284/6TSC	<a href="#">03036ET3E286TSC-W22</a>	\$3,659	N1	433	1.25	33.8	91.7	26.557	230/460	
		3600	284/6TSC	<a href="#">03036ET3H286TSC-W22</a>	\$3,659	N1	433	1.25	27.0	91.7	26.557	575	
		1800	284/6TC	<a href="#">03018ET3E286TC-W22</a>	\$3,321	N1	466	1.25	35.1	93.6	27.929	230/460	
		1800	284/6TC	<a href="#">03018ET3H286TC-W22</a>	\$3,321	N1	484	1.25	28.1	93.6	27.929	575	
		1200	324/6TC	<a href="#">03012ET3E326TC-W22</a>	\$5,394	N1	645	1.25	36.2	93.0	31.116	230/460	
40	30	3600	324/6TSC	<a href="#">04036ET3E324TSC-W22</a>	\$4,845	N1	606	1.25	45.8	92.4	29.616	230/460	
		3600	324/6TSC	<a href="#">04036ET3H324TSC-W22</a>	\$4,845	N1	605	1.25	36.6	92.4	29.616	575	
		1800	324/6TSC	<a href="#">04018ET3E324TSC-W22</a>	\$4,300	N1	629	1.25	47.1	94.1	29.616	230/460	
		1800	324/6TC	<a href="#">04018ET3E324TC-W22</a>	\$4,300	N1	606	1.25	47.1	94.1	31.116	230/460	
		1800	324/6TC	<a href="#">04018ET3H324TC-W22</a>	\$4,300	N1	630	1.25	37.7	94.1	31.116	575	
		1200	364/5TC	<a href="#">04012ET3E364TC-W22</a>	\$7,576	N1	1032	1.25	46.5	94.1	34.251	230/460	
50	37	3600	324/6TSC	<a href="#">05036ET3E326TSC-W22</a>	\$5,437	N1	628	1.25	56.1	93.0	29.616	230/460	
		1800	324/6TSC	<a href="#">05018ET3E326TSC-W22</a>	\$5,221	N1	614	1.25	59.2	94.5	29.616	230/460	
		1800	324/6TC	<a href="#">05018ET3E326TC-W22</a>	\$5,221	N1	625	1.25	59.2	94.5	31.116	230/460	
		1800	324/6TC	<a href="#">05018ET3H326TC-W22</a>	\$5,221	N1	651	1.25	47.4	94.5	31.116	575	
		1200	364/5TC	<a href="#">05012ET3E365TC-W22</a>	\$8,960	N1	1048	1.25	57.4	94.1	34.251	230/460	
60	45	3600	364/5TSC	<a href="#">06036ET3E364TSC-W22</a>	\$7,994	N1	990	1.25	67.0	93.6	32.338	230/460	
		3600	364/5TSC	<a href="#">06036ET3H364TSC-W22</a>	\$7,994	N1	992	1.25	53.6	93.6	32.338	575	
		1800	364/5TC	<a href="#">06018ET3E364TC-W22</a>	\$7,831	N1	961	1.25	68.3	95.0	34.251	230/460	
		1800	364/5TC	<a href="#">06018ET3H364TC-W22</a>	\$7,831	N1	1060	1.25	54.6	95.0	34.251	575	
75	55	3600	364/5TSC	<a href="#">07536ET3E365TSC-W22</a>	\$9,533	N1	993	1.25	81.9	93.6	32.338	230/460	
		1800	364/5TC	<a href="#">07518ET3E365TC-W22</a>	\$9,148	N1	1024	1.25	84.1	95.4	34.251	230/460	
		1800	364/5TC	<a href="#">07518ET3H365TC-W22</a>	\$9,148	N1	1075	1.25	67.3	95.4	34.251	575	
		1200	404/5TC	<a href="#">07512ET3H405TC-W22</a>	\$12,549	N1	1337	1.25	67.9	94.5	39.730	575	
100	75	1800	404/5TSC	<a href="#">10018ET3E405TSC-W22</a>	\$12,179	N1	1256	1.25	111	95.4	36.732	230/460	
		1800	404/5TC	<a href="#">10018ET3E405TC-W22</a>	\$12,179	N1	1256	1.25	111	95.4	39.730	230/460	
		1800	404/5TC	<a href="#">10018ET3H405TC-W22</a>	\$12,179	N1	1318	1.25	88.8	95.4	39.730	575	
125	90	1800	444/5TSC	<a href="#">12518ET3G444TSC-W22</a>	\$16,218	N1	1759	1.15	139	95.4	41.407	460	
		1800	444/5TC	<a href="#">12518ET3E444TC-W22</a>	\$16,218	N1	1887	1.15	139	95.4	45.157	230/460	
		1800	444/5TC	<a href="#">12518ET3G444TC-W22</a>	\$16,218	N1	1851	1.15	139	95.4	45.157	460	
		1800	444/5TC	<a href="#">12518ET3H444TC-W22</a>	\$16,218	N1	1851	1.15	111	95.4	45.157	575	
150	110	1800	444/5TC	<a href="#">15018ET3E445TC-W22</a>	\$18,025	N1	1919	1.15	170	95.8	45.157	230/460	
		1800	444/5TC	<a href="#">15018ET3G445TC-W22</a>	\$18,025	N1	1997	1.15	170	95.8	45.157	460	

*continued on next page*

Severe Duty -  
Three-Phase  
Motors

Please refer to back cover for description of "NOTES"

For detailed specifications, data sheets, drawings and performance curves visit <http://www.weg.net>

Data subject to change without notice.

Can't find what you are looking for? Call 1-800-ASK-4WEG (275-4934)

# Severe Duty - Three-Phase Motors



## GENERAL PURPOSE

### TEFC - C-Face - Foot Mount - *continued*

HP	kW	RPM	Frame	Catalog Number	List Price	Mult. Symbol	Approx. Shipping Weight (lbs)	Service Factor	FL Amps @ High	FL. Eff (%)	"C" Dimension (in)	Voltage (V)	Notes
200	150	1800	445/7TC	<a href="#">20018ET3G447TC-W22</a>	\$21,704	N1	2523	1.15	230	96.2	48.701	460	
250	185	1800	445/7TSC	<a href="#">25018ET3G447TSC-W22</a>	\$34,280	N1	2361	1.15	281	96.2	44.951	460	
		1800	445/7TSC	<a href="#">25018ET3Q447TSC-W22</a>	\$27,322	N1	2836	1.15	281	96.2	44.951	460	
300	220	1800	447/9TC	<a href="#">30018ET3G449TC-W22</a>	\$31,990	N1	3069	1.15	330	96.2	56.338	460	



### TEFC - C-Face - Footless

HP	kW	RPM	Frame	Catalog Number	List Price	Mult. Symbol	Approx. Shipping Weight (lbs)	Service Factor	FL Amps @ High	FL. Eff (%)	"C" Dimension (in)	Voltage (V)	Notes
1	0.75	3600	143TC	<a href="#">00136ET3ER143TC-W22</a>	\$577	N1	44	1.25	1.44	81.5	13.065	230/460	15
		1800	143TC	<a href="#">00118ET3ER143TC-W22</a>	\$572	N1	47	1.25	1.47	85.5	13.065	230/460	15
		1200	145TC	<a href="#">00112ET3ER145TC-W22</a>	\$655	N1	56	1.25	1.73	82.5	16.197	230/460	15
1.5	1.1	3600	143TC	<a href="#">00156ET3ER143TC-W22</a>	\$588	N1	48	1.25	1.96	84.0	13.065	230/460	15
		1800	145TC	<a href="#">00158ET3ER145TC-W22</a>	\$596	N1	55	1.25	2.02	86.5	14.077	230/460	15
		1200	182TC	<a href="#">00152ET3ER182TC-W22</a>	\$816	N1	100	1.25	2.54	87.5	16.197	230/460	15;39
2	1.5	3600	145TC	<a href="#">00236ET3ER145TC-W22</a>	\$638	N1	55	1.25	2.56	85.5	14.077	230/460	15
		1800	145TC	<a href="#">00218ET3ER145TC-W22</a>	\$659	N1	56	1.25	2.76	86.5	14.077	230/460	15
		1200	184TC	<a href="#">00212ET3ER184TC-W22</a>	\$883	N1	110	1.25	3.22	88.5	17.197	230/460	15;39
3	2.2	3600	145TC	<a href="#">00336ET3ER145TC-W22</a>	\$677	N1	58	1.25	3.71	86.5	14.077	230/460	15
		3600	182TC	<a href="#">00336ET3ER182TC-W22</a>	\$826	N1	108	1.25	3.63	86.5	16.197	230/460	15;39
		1800	182TC	<a href="#">00318ET3ER182TC-W22</a>	\$721	N1	104	1.25	3.91	89.5	16.197	230/460	15;39
		1200	213TC	<a href="#">00312ET3ER213TC-W22</a>	\$1,203	N1	154	1.25	4.41	89.5	19.399	230/460	15
5	3.7	3600	184TC	<a href="#">00536ET3ER184TC-W22</a>	\$938	N1	115	1.25	5.90	88.5	17.197	230/460	15
		1800	184TC	<a href="#">00518ET3ER184TC-W22</a>	\$834	N1	113	1.25	6.45	89.5	17.197	230/460	15
		1200	215TC	<a href="#">00512ET3ER215TC-W22</a>	\$1,426	N1	178	1.25	6.83	89.5	20.895	230/460	15
7.5	5.5	3600	213TC	<a href="#">00736ET3ER213TC-W22</a>	\$1,212	N1	155	1.25	8.76	89.5	19.399	230/460	15
		1800	213TC	<a href="#">00718ET3ER213TC-W22</a>	\$1,175	N1	167	1.25	9.18	91.7	19.399	230/460	15
10	7.5	3600	215TC	<a href="#">01036ET3ER215TC-W22</a>	\$1,424	N1	179	1.25	11.6	90.2	20.895	230/460	15
		1800	215TC	<a href="#">01018ET3ER215TC-W22</a>	\$1,366	N1	187	1.25	12.4	91.7	20.895	230/460	15
15	11	3600	254TC	<a href="#">01536ET3ER254TC-W22</a>	\$1,950	N1	300	1.25	17.2	91.0	25.063	230/460	15
		1800	254TC	<a href="#">01518ET3ER254TC-W22</a>	\$1,975	N1	348	1.25	18.0	92.4	25.063	230/460	15
20	15	3600	256TC	<a href="#">02036ET3ER256TC-W22</a>	\$2,525	N1	335	1.25	23.2	91.0	26.795	230/460	15
		1800	256TC	<a href="#">02018ET3ER256TC-W22</a>	\$2,338	N1	407	1.25	24.1	93.0	26.795	230/460	15
25	18.5	3600	284TSC	<a href="#">02536ET3ER284TSC-W22</a>	\$3,187	N1	406	1.25	28.5	91.7	27.305	230/460	15
		1800	284TC	<a href="#">02518ET3ER284TC-W22</a>	\$2,925	N1	441	1.25	29.5	93.6	28.677	230/460	15
30	22	3600	286TSC	<a href="#">03036ET3ER286TSC-W22</a>	\$3,767	N1	436	1.25	33.8	91.7	28.801	230/460	15
		1800	286TC	<a href="#">03018ET3ER286TC-W22</a>	\$3,421	N1	489	1.25	35.1	93.6	30.173	230/460	15
		1200	326TSC	<a href="#">03012ET3ER326TSC-W22</a>	\$5,768	N1	732	1.25	36.2	93.0	32.254	230/460	15
40	30	3600	324TSC	<a href="#">04036ET3ER324TSC-W22</a>	\$4,988	N1	684	1.25	45.8	92.4	30.758	230/460	15
		1800	324TC	<a href="#">04018ET3ER324TC-W22</a>	\$4,429	N1	613	1.25	47.1	94.1	32.258	230/460	15
50	37	1800	326TC	<a href="#">05018ET3ER326TC-W22</a>	\$5,378	N1	648	1.25	59.2	94.5	33.754	230/460	15
60	45	1800	364/5TC	<a href="#">06018ET3ER364TC-W22</a>	\$8,053	N1	869	1.25	68.3	95.0	37.440	230/460	15
75	55	1800	364/5TC	<a href="#">07518ET3ER365TC-W22</a>	\$9,408	N1	1256	1.25	84.1	95.4	37.440	230/460	15

Please refer to back cover for description of "NOTES"

For detailed specifications, data sheets, drawings and performance curves visit <http://www.weg.net>

Data subject to change without notice.

# Severe Duty Three-Phase Motors

IEEE 841 - THREE PHASE

## TEFC - NEMA Premium®

WEG's IEEE 841 motors are specially suited for Pulp & Paper mills, Steel mills, Petrochemical Plants and diverse demanding applications requiring severe duty long life motors.

WEG's W22 cast iron platform has a superior cooling system and solid feet for cool operation and lower vibration and noise extending the life of the motor.

### Standard Features:

- Class F insulation (Impregnation Resin and magnet wire are class H)
- F1 Mounted (F2 convertible). Frames 447T and up can easily be F2 converted by simply rotating the terminal box adapter
- Stainless Steel Nameplate - Laser etched with high contrast background
- All frames with regreasable ball bearings
- Class I, Div. 2, Groups A, B, C & D – T3
- Corrosion resistant Epoxy Paint system (C4 per ISO12944)

**\*Inverter Rated: Exceeds NEMA MG 1 Part 31 insulation requirements**  
**1000:1 for variable torque**  
**20:1 for constant torque**

*\* Frame 586/7 250HP and up 6:1 CT and 1000:1 VT*

*\* Insulated housing standard on L447/9T and above*



### Features that make a difference:

- 1.25 Service Factor up to 100 HP
- InproSeal Bearing Isolators both ends
- Bearing protection meets IP56
- Rubber lead separator between terminal box and frame
- Vibration: 0.04 inches per second or less
- Guaranteed foot flatness to within 0.005"
- Bearing life 50,000 hours (L-10)
- Epoxy Paint system exceeds 250hrs Salt Fog test
- Interior surfaces are epoxy coated
- Non-sparking fan
- NPT Threaded terminal box
- Seamless copper lead lugs
- Seamless Stainless Steel grease extension tubes
- Automatic grease relief fittings
- IEEE 841 Link to Test Report in conduit box
- Suitable for IEEE45 USCG 259 – Marine Duty



# Severe Duty - Three-Phase Motors



IEEE 841

## TEFC - Foot Mount

HP	kW	RPM	Frame	Catalog Number	List Price	Mult. Symbol	Approx. Shipping Weight (lbs)	Service Factor	FL Amps @ High	FL. Eff (%)	"C" Dimension (in)	Voltage (V)	Notes
1	0.75	1800	143/5T	<a href="#">00118ST3QIE143T-W22</a>	\$922	I1	58	1.25	1.47	85.5	13.358	460	
		1800	143/5T	<a href="#">00118ST3HIE143T-W22</a>	\$922	I1	58	1.25	1.18	85.5	13.358	575	
		1200	143/5T	<a href="#">00112ST3QIE145T-W22</a>	\$1,062	I1	66	1.25	1.73	82.5	13.358	460	
		1200	143/5T	<a href="#">00112ST3HIE145T-W22</a>	\$1,062	I1	66	1.25	1.38	82.5	13.358	575	
		900	182/4T	<a href="#">00109ST3QIE182T-W22</a>	\$2,006	I1	97	1.25	2.30	78.5	15.860	460	
1.5	1.1	3600	143/5T	<a href="#">00156ST3QIE143T-W22</a>	\$981	I1	59	1.25	1.96	84.0	13.358	460	
		3600	143/5T	<a href="#">00156ST3HIE143T-W22</a>	\$981	I1	43	1.25	1.57	84.0	13.358	575	
		1800	143/5T	<a href="#">00158ST3QIE145T-W22</a>	\$981	I1	63	1.25	2.02	86.5	13.358	460	
		1800	143/5T	<a href="#">00158ST3HIE145T-W22</a>	\$981	I1	63	1.25	1.62	86.5	13.358	575	
		1200	182/4T	<a href="#">00152ST3QIE182T-W22</a>	\$1,286	I1	108	1.25	2.54	87.5	15.860	460	
		1200	182/4T	<a href="#">00152ST3HIE182T-W22</a>	\$1,286	I1	74	1.25	2.03	87.5	15.860	575	
		900	182/4T	<a href="#">00159ST3QIE184T-W22</a>	\$2,016	I1	112	1.25	2.70	82.5	15.860	460	
2	1.5	3600	143/5T	<a href="#">00236ST3QIE145T-W22</a>	\$1,023	I1	64	1.25	2.56	85.5	13.358	460	
		3600	143/5T	<a href="#">00236ST3HIE145T-W22</a>	\$1,023	I1	64	1.25	2.05	85.5	13.358	575	
		1800	143/5T	<a href="#">00218ST3QIE145T-W22</a>	\$1,023	I1	64	1.25	2.76	86.5	13.358	460	
		1800	143/5T	<a href="#">00218ST3HIE145T-W22</a>	\$1,023	I1	64	1.25	2.21	86.5	13.358	575	
		1200	182/4T	<a href="#">00212ST3QIE184T-W22</a>	\$1,363	I1	113	1.25	3.22	88.5	15.860	460	
		1200	182/4T	<a href="#">00212ST3HIE184T-W22</a>	\$1,363	I1	114	1.25	2.58	88.5	15.860	575	39
		900	213/5T	<a href="#">00209ST3QIE213T-W22</a>	\$2,701	I1	154	1.25	3.39	85.5	19.517	460	
3	2.2	3600	182/4T	<a href="#">00336ST3QIE182T-W22</a>	\$1,267	I1	109	1.25	3.63	86.5	15.860	460	
		3600	182/4T	<a href="#">00336ST3HIE182T-W22</a>	\$1,267	I1	108	1.25	2.90	86.5	15.860	575	
		1800	182/4T	<a href="#">00318ST3QIE182T-W22</a>	\$1,224	I1	106	1.25	3.91	89.5	15.860	460	
		1800	182/4T	<a href="#">00318ST3HIE182T-W22</a>	\$1,224	I1	104	1.25	3.13	89.5	15.860	575	
		1200	213/5T	<a href="#">00312ST3QIE213T-W22</a>	\$1,537	I1	173	1.25	4.41	89.5	19.517	460	
		1200	213/5T	<a href="#">00312ST3HIE213T-W22</a>	\$1,537	I1	173	1.25	3.53	89.5	19.517	575	
		900	213/5T	<a href="#">00309ST3QIE215T-W22</a>	\$2,883	I1	199	1.25	4.55	85.5	19.517	460	
5	3.7	3600	182/4T	<a href="#">00536ST3QIE184T-W22</a>	\$1,429	I1	116	1.25	5.90	88.5	15.860	460	
		3600	182/4T	<a href="#">00536ST3HIE184T-W22</a>	\$1,429	I1	116	1.25	4.72	88.5	15.860	575	
		1800	182/4T	<a href="#">00518ST3QIE184T-W22</a>	\$1,371	I1	115	1.25	6.45	89.5	15.860	460	
		1800	182/4T	<a href="#">00518ST3HIE184T-W22</a>	\$1,371	I1	115	1.25	5.16	89.5	15.860	575	
		1200	213/5T	<a href="#">00512ST3QIE215T-W22</a>	\$1,901	I1	191	1.25	6.83	89.5	19.517	460	
		1200	213/5T	<a href="#">00512ST3HIE215T-W22</a>	\$1,901	I1	191	1.25	5.46	89.5	19.517	575	
		900	254/6T	<a href="#">00509ST3QIE254T-W22</a>	\$4,243	I1	306	1.25	7.58	87.5	24.945	460	
7.5	5.5	3600	213/5T	<a href="#">00736ST3QIE213T-W22</a>	\$1,751	I1	174	1.25	8.76	89.5	19.517	460	
		3600	213/5T	<a href="#">00736ST3HIE213T-W22</a>	\$1,751	I1	173	1.25	7.01	89.5	19.517	575	
		1800	213/5T	<a href="#">00718ST3QIE213T-W22</a>	\$1,646	I1	185	1.25	9.18	91.7	19.517	460	
		1800	213/5T	<a href="#">00718ST3HIE213T-W22</a>	\$1,646	I1	185	1.25	7.34	91.7	19.517	575	
		1200	254/6T	<a href="#">00712ST3QIE254T-W22</a>	\$2,544	I1	322	1.25	9.48	91.0	24.945	460	
		1200	254/6T	<a href="#">00712ST3HIE254T-W22</a>	\$2,544	I1	299	1.25	7.58	91.0	24.945	575	
		900	254/6T	<a href="#">00709ST3QIE256T-W22</a>	\$5,040	I1	321	1.25	11.1	87.5	24.945	460	

continue on next page

Please refer to back cover for description of "NOTES"

For detailed specifications, data sheets, drawings and performance curves visit <http://www.weg.net>



## TEFC - Foot Mount - continued

HP	kW	RPM	Frame	Catalog Number	List Price	Mult. Symbol	Approx. Shipping Weight (lbs)	Service Factor	FL Amps @ High	FL Eff (%)	"C" Dimension (in)	Voltage (V)	Notes
10	7.5	3600	213/5T	<a href="#">01036ST3QIE215T-W22</a>	\$1,920	I1	191	1.25	11.6	90.2	19.517	460	
		3600	213/5T	<a href="#">01036ST3HIE215T-W22</a>	\$1,920	I1	191	1.25	9.28	90.2	19.517	575	
		1800	213/5T	<a href="#">01018ST3QIE215T-W22</a>	\$1,760	I1	188	1.25	12.4	91.7	19.517	460	
		1800	213/5T	<a href="#">01018ST3HIE215T-W22</a>	\$1,760	I1	199	1.25	9.92	91.7	19.517	575	
		1200	254/6T	<a href="#">01012ST3QIE256T-W22</a>	\$2,834	I1	329	1.25	12.9	91.0	24.945	460	
		1200	254/6T	<a href="#">01012ST3HIE256T-W22</a>	\$2,834	I1	329	1.25	10.3	91.0	24.945	575	
		900	284/6T	<a href="#">01009ST3QIE284T-W22</a>	\$5,936	I1	380	1.25	13.4	90.2	27.929	460	
15	11	3600	254/6T	<a href="#">01536ST3QIE254T-W22</a>	\$2,428	I1	303	1.25	17.2	91.0	24.945	460	
		3600	254/6T	<a href="#">01536ST3HIE254T-W22</a>	\$2,428	I1	303	1.25	13.8	91.0	24.945	575	
		1800	254/6T	<a href="#">01518ST3QIE254T-W22</a>	\$2,257	I1	341	1.25	18.0	92.4	24.945	460	
		1800	254/6T	<a href="#">01518ST3HIE254T-W22</a>	\$2,257	I1	351	1.25	14.4	92.4	24.945	575	
		1200	284/6T	<a href="#">01512ST3QIE284T-W22</a>	\$4,203	I1	430	1.25	17.9	91.7	27.929	460	
		1200	284/6T	<a href="#">01512ST3HIE284T-W22</a>	\$4,203	I1	425	1.25	14.3	91.7	27.929	575	
		900	284/6T	<a href="#">01509ST3QIE286T-W22</a>	\$6,742	I1	437	1.25	19.4	90.2	27.929	460	
20	15	3600	254/6T	<a href="#">02036ST3QIE256T-W22</a>	\$2,957	I1	329	1.25	23.2	91.0	24.945	460	
		3600	254/6T	<a href="#">02036ST3HIE256T-W22</a>	\$2,957	I1	328	1.25	18.6	91.0	24.945	575	
		1800	254/6T	<a href="#">02018ST3QIE256T-W22</a>	\$2,597	I1	385	1.25	24.1	93.0	24.945	460	
		1800	254/6T	<a href="#">02018ST3HIE256T-W22</a>	\$2,597	I1	400	1.25	19.3	93.0	24.945	575	
		1200	284/6T	<a href="#">02012ST3QIE286T-W22</a>	\$4,773	I1	456	1.25	24.2	91.7	27.929	460	
		1200	284/6T	<a href="#">02012ST3HIE286T-W22</a>	\$4,773	I1	456	1.25	19.4	91.7	27.929	575	
		900	324/6T	<a href="#">02009ST3QIE324T-W22</a>	\$8,269	I1	551	1.25	28.3	91.0	31.116	460	
25	18.5	3600	284/6TS	<a href="#">02536ST3QIE284TS-W22</a>	\$3,368	I1	413	1.25	28.5	91.7	26.557	460	
		3600	284/6TS	<a href="#">02536ST3HIE284TS-W22</a>	\$3,368	I1	403	1.25	22.8	91.7	26.557	575	
		1800	284/6T	<a href="#">02518ST3QIE284T-W22</a>	\$2,926	I1	448	1.25	29.5	93.6	27.929	460	
		1800	284/6T	<a href="#">02518ST3HIE284T-W22</a>	\$2,926	I1	447	1.25	23.6	93.6	27.929	575	
		1200	324/6T	<a href="#">02512ST3QIE324T-W22</a>	\$5,211	I1	588	1.25	30.4	93.0	31.116	460	
		1200	324/6T	<a href="#">02512ST3HIE324T-W22</a>	\$5,211	I1	587	1.25	24.3	93.0	31.116	575	
		900	324/6T	<a href="#">02509ST3QIE326T-W22</a>	\$8,838	I1	596	1.25	35.9	91.0	31.116	460	
30	22	3600	284/6TS	<a href="#">03036ST3QIE286TS-W22</a>	\$3,799	I1	433	1.25	33.8	91.7	26.557	460	
		3600	284/6TS	<a href="#">03036ST3HIE286TS-W22</a>	\$3,799	I1	433	1.25	27.0	91.7	26.557	575	
		1800	284/6T	<a href="#">03018ST3QIE286T-W22</a>	\$3,509	I1	454	1.25	35.1	93.6	27.929	460	
		1800	284/6T	<a href="#">03018ST3HIE286T-W22</a>	\$3,509	I1	484	1.25	28.1	93.6	27.929	575	
		1200	324/6T	<a href="#">03012ST3QIE326T-W22</a>	\$5,359	I1	633	1.25	35.8	93.0	31.116	460	
		1200	324/6T	<a href="#">03012ST3HIE326T-W22</a>	\$5,359	I1	632	1.25	28.6	93.0	31.116	575	
		900	364/5T	<a href="#">03009ST3QIE364T-W22</a>	\$13,149	I1	900	1.25	37.0	92.4	34.251	460	
40	30	3600	324/6TS	<a href="#">04036ST3QIE324TS-W22</a>	\$5,306	I1	591	1.25	45.8	92.4	29.616	460	
		3600	324/6TS	<a href="#">04036ST3HIE324TS-W22</a>	\$5,306	I1	591	1.25	36.6	92.4	29.616	575	
		1800	324/6T	<a href="#">04018ST3QIE324T-W22</a>	\$4,692	I1	590	1.25	47.1	94.1	31.116	460	
		1800	324/6T	<a href="#">04018ST3HIE324T-W22</a>	\$4,692	I1	617	1.25	37.7	94.1	31.116	575	
		1200	364/5T	<a href="#">04012ST3QIE364T-W22</a>	\$8,636	I1	1007	1.25	46.5	94.1	34.251	460	
		1200	364/5T	<a href="#">04012ST3HIE364T-W22</a>	\$8,636	I1	1003	1.25	37.2	94.1	34.251	575	
		900	364/5T	<a href="#">04009ST3QIE365T-W22</a>	\$14,909	I1	955	1.25	50.3	92.4	34.251	460	

continued on next page

Severe Duty - Three-Phase Motors

Please refer to back cover for description of "NOTES"

For detailed specifications, data sheets, drawings and performance curves visit <http://www.weg.net>

Data subject to change without notice.

Can't find what you are looking for? Call 1-800-ASK-4WEG (275-4934)

IEEE 841

## TEFC - Foot Mount - *continued*

Severe Duty -  
Three-Phase  
Motors

HP	kW	RPM	Frame	Catalog Number	List Price	Mult. Symbol	Approx. Shipping Weight (lbs)	Service Factor	FL Amps @ High	FL. Eff (%)	"C" Dimension (in)	Voltage (V)	Notes
50	37	3600	324/6TS	<a href="#">05036ST3QIE326TS-W22</a>	\$5,970	I1	613	1.25	56.1	93.0	29.616	460	
		3600	324/6TS	<a href="#">05036ST3HIE326TS-W22</a>	\$5,970	I1	612	1.25	44.9	93.0	29.616	575	
		1800	324/6T	<a href="#">05018ST3QIE326T-W22</a>	\$5,233	I1	610	1.25	59.2	94.5	31.116	460	
		1800	324/6T	<a href="#">05018ST3HIE326T-W22</a>	\$5,233	I1	636	1.25	47.4	94.5	31.116	575	
		1200	364/5T	<a href="#">05012ST3QIE365T-W22</a>	\$9,369	I1	1022	1.25	57.4	94.1	34.251	460	
		1200	364/5T	<a href="#">05012ST3HIE365T-W22</a>	\$9,369	I1	1019	1.25	45.9	94.1	34.251	575	
		900	404/5T	<a href="#">05009ST3QIE404T-W22</a>	\$19,331	I1	1214	1.25	60.0	93.0	39.730	460	
60	45	3600	364/5TS	<a href="#">06036ST3QIE364TS-W22</a>	\$8,665	I1	965	1.25	67.0	93.6	32.338	460	
		3600	364/5TS	<a href="#">06036ST3HIE364TS-W22</a>	\$8,665	I1	963	1.25	53.6	93.6	32.338	575	
		1800	364/5T	<a href="#">06018ST3QIE364T-W22</a>	\$8,044	I1	957	1.25	68.3	95.0	34.251	460	
		1800	364/5T	<a href="#">06018ST3HIE364T-W22</a>	\$8,044	I1	1030	1.25	54.6	95.0	34.251	575	
		1200	404/5T	<a href="#">06012ST3QIE404T-W22</a>	\$11,790	I1	1253	1.25	69.5	94.5	39.730	460	
		1200	404/5T	<a href="#">06012ST3HIE404T-W22</a>	\$11,790	I1	1249	1.25	55.6	94.5	39.730	575	
		900	404/5T	<a href="#">06009ST3QIE405T-W22</a>	\$22,579	I1	1261	1.25	73.0	93.0	39.730	460	
75	55	3600	364/5TS	<a href="#">07536ST3QIE365TS-W22</a>	\$10,210	I1	1012	1.25	81.9	93.6	32.338	460	
		3600	364/5TS	<a href="#">07536ST3HIE365TS-W22</a>	\$10,210	I1	972	1.25	65.5	93.6	32.338	575	
		1800	364/5T	<a href="#">07518ST3QIE365T-W22</a>	\$9,289	I1	996	1.25	84.1	95.4	34.251	460	
		1800	364/5T	<a href="#">07518ST3QIERB365T-W2</a>	\$10,019	I1	1019	1.25	84.1	95.4	34.251	460	14
		1800	364/5T	<a href="#">07518ST3HIE365T-W22</a>	\$9,289	I1	1045	1.25	67.3	95.4	34.251	575	
		1200	404/5T	<a href="#">07512ST3QIE405T-W22</a>	\$12,866	I1	1317	1.25	84.9	94.5	39.730	460	
		1200	404/5T	<a href="#">07512ST3QIERB405T-W2</a>	\$12,866	I1	1326	1.25	84.9	94.5	39.730	460	14
		1200	404/5T	<a href="#">07512ST3HIE405T-W22</a>	\$12,866	I1	1298	1.25	67.9	94.5	39.730	575	
		900	444/5T	<a href="#">07509ST3QIE444T-W22</a>	\$23,457	I1	1666	1.25	93.0	93.6	44.950	460	
100	75	3600	404/5TS	<a href="#">10036ST3QIE405TS-W22</a>	\$12,806	I1	1182	1.25	110	94.1	36.732	460	
		3600	404/5TS	<a href="#">10036ST3HIE405TS-W22</a>	\$12,806	I1	1191	1.25	88.0	94.1	36.732	575	
		1800	404/5T	<a href="#">10018ST3QIE405T-W22</a>	\$12,471	I1	1276	1.25	116	95.4	39.730	460	
		1800	404/5T	<a href="#">10018ST3QIERB405T-W2</a>	\$12,471	I1	1292	1.25	116	95.4	39.730	460	14
		1800	404/5T	<a href="#">10018ST3HIE405T-W22</a>	\$12,471	I1	1339	1.25	92.8	95.4	39.730	575	
		1800	404/5T	<a href="#">10018ST3HIERB405T-W2</a>	\$12,471	I1	1348	1.25	92.8	95.4	39.730	575	14
		1200	444/5T	<a href="#">10012ST3QIE444T-W22</a>	\$17,933	I1	1800	1.25	121	95.0	44.950	460	
		1200	444/5T	<a href="#">10012ST3QIERB444T-W2</a>	\$17,933	I1	1915	1.25	121	95.0	44.950	460	14
		1200	444/5T	<a href="#">10012ST3HIE444T-W22</a>	\$17,933	I1	1900	1.25	96.8	95.0	44.950	575	
		900	444/5T	<a href="#">10009ST3QIE445T-W22</a>	\$24,681	I1	1944	1.25	127	94.1	44.950	460	
		900	444/5T	<a href="#">10009ST3QIERB445T-W2</a>	\$24,681	I1	1763	1.25	127	94.1	44.950	460	14
125	90	3600	444/5TS	<a href="#">12536ST3QIE444TS-W22</a>	\$18,198	I1	1805	1.15	134	95.0	41.200	460	
		3600	444/5TS	<a href="#">12536ST3HIE444TS-W22</a>	\$18,198	I1	1796	1.15	107	95.0	41.200	575	
		1800	444/5T	<a href="#">12518ST3QIE444T-W22</a>	\$16,564	I1	1708	1.15	139	95.4	44.950	460	
		1800	444/5T	<a href="#">12518ST3QIERB444T-W2</a>	\$16,564	I1	1836	1.15	139	95.4	44.950	460	14
		1800	444/5T	<a href="#">12518ST3HIE444T-W22</a>	\$16,564	I1	1822	1.15	111	95.4	44.950	575	
		1200	444/5T	<a href="#">12512ST3QIE445T-W22</a>	\$20,158	I1	2016	1.15	143	95.0	44.950	460	
		1200	444/5T	<a href="#">12512ST3QIERB445T-W2</a>	\$20,158	I1	2028	1.15	143	95.0	44.950	460	14
		1200	444/5T	<a href="#">12512ST3HIE445T-W22</a>	\$20,158	I1	2013	1.15	114	95.0	44.950	575	
		900	445/7T	<a href="#">12509ST3QIE447T-W22</a>	\$29,733	I1	2239	1.15	151	94.5	48.701	460	
900	445/7T	<a href="#">12509ST3QIERB447T-W2</a>	\$29,733	I1	2273	1.15	151	94.5	48.701	460	14		

*continued on next page*

Please refer to back cover for description of "NOTES"

For detailed specifications, data sheets, drawings and performance curves visit <http://www.weg.net>



## TEFC - Foot Mount - continued

HP	kW	RPM	Frame	Catalog Number	List Price	Mult. Symbol	Approx. Shipping Weight (lbs)	Service Factor	FL Amps @ High	FL. Eff (%)	"C" Dimension (in)	Voltage (V)	Notes
150	110	3600	444/5TS	<a href="#">15036ST3QIE445TS-W22</a>	\$21,433	I1	1900	1.15	161	95.0	41.200	460	
		3600	444/5TS	<a href="#">15036ST3HIE445TS-W22</a>	\$21,433	I1	1908	1.15	129	95.0	41.200	575	
		1800	444/5T	<a href="#">15018ST3QIE445T-W22</a>	\$18,587	I1	1910	1.15	170	95.8	44.950	460	
		1800	444/5T	<a href="#">15018ST3QIERB445T-W2</a>	\$18,587	I1	2041	1.15	170	95.8	44.950	460	14
		1800	444/5T	<a href="#">15018ST3HIE445T-W22</a>	\$18,587	I1	2027	1.15	136	95.8	44.950	575	
		1800	444/5T	<a href="#">15018ST3HIERB445T-W2</a>	\$18,587	I1	2038	1.15	136	95.8	44.950	575	14
		1200	445/7T	<a href="#">15012ST3QIE447T-W22</a>	\$23,181	I1	2511	1.15	176	95.8	48.701	460	
		1200	445/7T	<a href="#">15012ST3QIERB447T-W2</a>	\$23,181	I1	2543	1.15	176	95.8	48.701	460	14
		1200	445/7T	<a href="#">15012ST3HIE447T-W22</a>	\$23,181	I1	2531	1.15	141	95.8	48.701	575	
		900	445/7T	<a href="#">15009ST3QIE447T-W22</a>	\$34,755	I1	2409	1.15	185	94.5	48.701	460	
900	445/7T	<a href="#">15009ST3QIERB447T-W2</a>	\$34,755	I1	2421	1.15	185	94.5	48.701	460	14;51		
200	150	3600	445/7TS	<a href="#">20036ST3QIE447TS-W22</a>	\$28,568	I1	2240	1.15	219	95.4	44.951	460	
		3600	445/7TS	<a href="#">20036ST3HIE447TS-W22</a>	\$28,568	I1	2209	1.15	175	95.4	44.951	575	
		1800	445/7T	<a href="#">20018ST3QIE447T-W22</a>	\$23,696	I1	2320	1.15	230	96.2	48.701	460	
		1800	445/7T	<a href="#">20018ST3QIERB447T-W2</a>	\$23,696	I1	2520	1.15	230	96.2	48.701	460	14
		1800	445/7T	<a href="#">20018ST3HIE447T-W22</a>	\$23,696	I1	2502	1.15	184	96.2	48.701	575	
		1200	447/9T	<a href="#">20012ST3QIE449T-W22</a>	\$27,557	I1	2978	1.15	237	95.8	56.338	460	
		1200	447/9T	<a href="#">20012ST3QIERB449T-W2</a>	\$27,557	I1	3052	1.15	237	95.8	56.338	460	14
		1200	447/9T	<a href="#">20012ST3HIE449T-W22</a>	\$27,557	I1	3030	1.15	190	95.8	56.338	575	
		1200	447/9T	<a href="#">20012ST3HIERB449T-W2</a>	\$27,557	I1	3046	1.15	190	95.8	56.338	575	14
		900	L447/9T	<a href="#">20009ST3QIE449T-W22</a>	\$57,394	I1	3655	1.15	242	95.0	57.181	460	43
900	L447/9T	<a href="#">20009ST3QIERB449T-W2</a>	\$57,394	I1	3669	1.15	242	95.0	57.181	460	14;43		
900	L447/9T	<a href="#">20009ST3HIE449T-W22</a>	\$57,394	I1	3569	1.15	194	95.0	57.181	575	43		
250	185	3600	447/9TS	<a href="#">25036ST3QIE449TS-W22</a>	\$34,663	I1	2603	1.15	266	95.8	52.940	460	
		1800	447/9T	<a href="#">25018ST3QIE449T-W22</a>	\$30,081	I1	2904	1.15	281	96.2	56.338	460	
		1800	447/9T	<a href="#">25018ST3QIERB449T-W2</a>	\$30,081	I1	2869	1.15	281	96.2	56.338	460	14
		1200	447/9T	<a href="#">25012ST3QIE449T-W22</a>	\$39,415	I1	3190	1.15	292	95.8	56.338	460	
		1200	447/9T	<a href="#">25012ST3QIERB449T-W2</a>	\$39,415	I1	2702	1.15	292	95.8	56.338	460	14
300	220	1800	447/9T	<a href="#">30018ST3QIE449T-W22</a>	\$36,810	I1	3102	1.15	330	96.2	56.338	460	
		1800	447/9T	<a href="#">30018ST3QIERB449T-W2</a>	\$36,810	I1	3130	1.15	330	96.2	56.338	460	14
		1200	L447/9T	<a href="#">30012ST3QIE449T-W22</a>	\$44,648	I1	3645	1.15	351	95.8	57.181	460	43
		1200	L447/9T	<a href="#">30012ST3QIERB449T-W2</a>	\$44,648	I1	3571	1.15	351	95.8	57.181	460	14;43
350	260	1800	L447/9T	<a href="#">35018ST3QIE449T-W22</a>	\$44,105	I1	3580	1.15	394	96.2	57.181	460	43
		1800	L447/9T	<a href="#">35018ST3QIERB449T-W2</a>	\$44,105	I1	3580	1.15	394	96.2	57.181	460	14;43
		1200	L447/9T	<a href="#">35012ST3QIE449T-W22</a>	\$52,634	I1	3824	1.15	415	95.8	57.181	460	43, 37
		1200	L447/9T	<a href="#">35012ST3QIERB449T-W2</a>	\$52,634	I1	3756	1.15	415	95.8	57.181	460	14;43
400	300	1800	L447/9T	<a href="#">40018ST3QIE449T-W22</a>	\$48,396	I1	3467	1.15	455	96.2	57.181	460	43
		1800	L447/9T	<a href="#">40018ST3QIERB449T-W2</a>	\$48,396	I1	3467	1.15	455	96.2	57.181	460	14;43

Severe Duty - Three-Phase Motors

Please refer to back cover for description of "NOTES"

For detailed specifications, data sheets, drawings and performance curves visit <http://www.weg.net>

Data subject to change without notice.

Can't find what you are looking for? Call 1-800-ASK-4WEG (275-4934)

# Severe Duty - Three-Phase Motors



IEEE 841

## TEFC - C-Face - Foot Mount

Severe Duty - Three-Phase Motors

HP	kW	RPM	Frame	Catalog Number	List Price	Mult. Symbol	Approx. Shipping Weight (lbs)	Service Factor	FL Amps @ High	FL. Eff (%)	"C" Dimension (in)	Voltage (V)	Notes
1	0.75	1800	143/5TC	<a href="#">00118ST3QIE143TC-W22</a>	\$972	I1	55	1.25	1.47	85.5	13.358	460	
		1200	143/5TC	<a href="#">00112ST3QIE145TC-W22</a>	\$1,112	I1	63	1.25	1.73	82.5	13.358	460	
1.5	1.1	3600	143/5TC	<a href="#">00156ST3QIE143TC-W22</a>	\$1,031	I1	57	1.25	1.96	84.0	13.358	460	
		1800	143/5TC	<a href="#">00158ST3QIE145TC-W22</a>	\$1,031	I1	61	1.25	2.02	86.5	13.358	460	
		1200	182/4TC	<a href="#">00152ST3QIE182TC-W22</a>	\$1,351	I1	112	1.25	2.54	87.5	15.860	460	
		900	182/4TC	<a href="#">00159ST3QIE184TC-W22</a>	\$2,081	I1	116	1.25	2.70	82.5	15.860	460	
2	1.5	3600	143/5TC	<a href="#">00236ST3QIE145TC-W22</a>	\$1,073	I1	62	1.25	2.56	85.5	13.358	460	
		1800	143/5TC	<a href="#">00218ST3QIE145TC-W22</a>	\$1,073	I1	62	1.25	2.76	86.5	13.358	460	
		1200	182/4TC	<a href="#">00212ST3QIE184TC-W22</a>	\$1,428	I1	117	1.25	3.22	88.5	15.860	460	39
		900	213/5TC	<a href="#">00209ST3QIE213TC-W22</a>	\$2,781	I1	185	1.25	3.39	85.5	19.517	460	
3	2.2	3600	182/4TC	<a href="#">00336ST3QIE182TC-W22</a>	\$1,332	I1	113	1.25	3.63	86.5	15.860	460	
		1800	182/4TC	<a href="#">00318ST3QIE182TC-W22</a>	\$1,289	I1	109	1.25	3.91	89.5	15.860	460	
		1200	213/5TC	<a href="#">00312ST3QIE213TC-W22</a>	\$1,617	I1	178	1.25	4.41	89.5	19.517	460	
		900	213/5TC	<a href="#">00309ST3QIE215TC-W22</a>	\$2,963	I1	181	1.25	4.55	85.5	19.517	460	
5	3.7	3600	182/4TC	<a href="#">00536ST3QIE184TC-W22</a>	\$1,494	I1	120	1.25	5.90	88.5	15.860	460	
		1800	182/4TC	<a href="#">00518ST3QIE184TC-W22</a>	\$1,436	I1	119	1.25	6.45	89.5	15.860	460	
		1200	213/5TC	<a href="#">00512ST3QIE215TC-W22</a>	\$1,981	I1	194	1.25	6.83	89.5	19.517	460	
		900	254/6TC	<a href="#">00509ST3QIE254TC-W22</a>	\$4,363	I1	309	1.25	7.58	87.5	24.945	460	
7.5	5.5	3600	213/5TC	<a href="#">00736ST3QIE213TC-W22</a>	\$1,831	I1	177	1.25	8.76	89.5	19.517	460	
		1800	213/5TC	<a href="#">00718ST3QIE213TC-W22</a>	\$1,726	I1	189	1.25	9.18	91.7	19.517	460	
		1200	254/6TC	<a href="#">00712ST3QIE254TC-W22</a>	\$2,664	I1	325	1.25	9.48	91.0	24.945	460	
		900	254/6TC	<a href="#">00709ST3QIE256TC-W22</a>	\$5,160	I1	321	1.25	11.1	87.5	24.945	460	
10	7.5	3600	213/5TC	<a href="#">01036ST3QIE215TC-W22</a>	\$2,000	I1	195	1.25	11.6	90.2	19.517	460	
		1800	213/5TC	<a href="#">01018ST3QIE215TC-W22</a>	\$1,840	I1	203	1.25	12.4	91.7	19.517	460	
		1200	254/6TC	<a href="#">01012ST3QIE256TC-W22</a>	\$2,954	I1	340	1.25	12.9	91.0	24.945	460	
		900	284/6TC	<a href="#">01009ST3QIE284TC-W22</a>	\$6,136	I1	400	1.25	13.4	90.2	27.929	460	
15	11	3600	254/6TC	<a href="#">01536ST3QIE254TC-W22</a>	\$2,548	I1	306	1.25	17.2	91.0	24.945	460	
		1800	254/6TC	<a href="#">01518ST3QIE254TC-W22</a>	\$2,377	I1	355	1.25	18.0	92.4	24.945	460	
		1200	284/6TC	<a href="#">01512ST3QIE284TC-W22</a>	\$4,403	I1	434	1.25	17.9	91.7	27.929	460	
		900	284/6TC	<a href="#">01509ST3QIE286TC-W22</a>	\$6,942	I1	444	1.25	19.4	90.2	27.929	460	
20	15	3600	254/6TC	<a href="#">02036ST3QIE256TC-W22</a>	\$3,077	I1	332	1.25	23.2	91.0	24.945	460	
		1800	254/6TC	<a href="#">02018ST3QIE256TC-W22</a>	\$2,717	I1	404	1.25	24.1	93.0	24.945	460	
		1200	284/6TC	<a href="#">02012ST3QIE286TC-W22</a>	\$4,973	I1	465	1.25	24.2	91.7	27.929	460	
		900	324/6TC	<a href="#">02009ST3QIE324TC-W22</a>	\$8,494	I1	482	1.25	28.3	91.0	31.116	460	
25	18.5	3600	284/6TSC	<a href="#">02536ST3QIE284TSC-W2</a>	\$3,568	I1	389	1.25	28.5	91.7	26.557	460	
		1800	284/6TC	<a href="#">02518ST3QIE284TC-W22</a>	\$3,126	I1	456	1.25	29.5	93.6	27.929	460	
		1200	324/6TC	<a href="#">02512ST3QIE324TC-W22</a>	\$5,436	I1	603	1.25	30.4	93.0	31.116	460	
		900	324/6TC	<a href="#">02509ST3QIE326TC-W22</a>	\$9,063	I1	539	1.25	35.9	91.0	31.116	460	
30	22	3600	284/6TSC	<a href="#">03036ST3QIE286TSC-W2</a>	\$3,999	I1	441	1.25	33.8	91.7	26.557	460	
		1800	284/6TC	<a href="#">03018ST3QIE286TC-W22</a>	\$3,709	I1	493	1.25	35.1	93.6	27.929	460	
		1200	324/6TC	<a href="#">03012ST3QIE326TC-W22</a>	\$5,584	I1	646	1.25	35.8	93.0	31.116	460	
		900	364/5TC	<a href="#">03009ST3QIE364TC-W22</a>	\$13,524	I1	917	1.25	37.0	92.4	34.251	460	

continued on next page

Please refer to back cover for description of "NOTES"

For detailed specifications, data sheets, drawings and performance curves visit <http://www.weg.net>



## TEFC - C-Face - Foot Mount - *continued*

HP	kW	RPM	Frame	Catalog Number	List Price	Mult. Symbol	Approx. Shipping Weight (lbs)	Service Factor	FL Amps @ High	FL. Eff (%)	"C" Dimension (in)	Voltage (V)	Notes
40	30	3600	324/6TSC	<a href="#">04036ST3QIE324TSC-W2</a>	\$5,531	I1	602	1.25	45.8	92.4	29.616	460	
		1800	324/6TC	<a href="#">04018ST3QIE324TC-W22</a>	\$4,917	I1	633	1.25	47.1	94.1	31.116	460	
		1200	364/5TC	<a href="#">04012ST3QIE364TC-W22</a>	\$9,011	I1	1032	1.25	46.5	94.1	34.251	460	
		900	364/5TC	<a href="#">04009ST3QIE365TC-W22</a>	\$15,284	I1	990	1.25	50.3	92.4	34.251	460	
50	37	3600	324/6TSC	<a href="#">05036ST3QIE326TSC-W2</a>	\$6,195	I1	627	1.25	56.1	93.0	29.616	460	
		1800	324/6TC	<a href="#">05018ST3QIE326TC-W22</a>	\$5,458	I1	651	1.25	59.2	94.5	31.116	460	
		1200	364/5TC	<a href="#">05012ST3QIE365TC-W22</a>	\$9,744	I1	983	1.25	57.4	94.1	34.251	460	
		900	404/5TC	<a href="#">05009ST3QIE404TC-W22</a>	\$19,856	I1	1132	1.25	60.0	93.0	39.730	460	
60	45	1200	404/5TC	<a href="#">06012ST3QIE404TC-W22</a>	\$12,315	I1	1156	1.25	69.5	94.5	39.730	460	

Severe Duty - Three-Phase Motors



## TEFC - C-Face - Footless

HP	kW	RPM	Frame	Catalog Number	List Price	Mult. Symbol	Approx. Shipping Weight (lbs)	Service Factor	FL Amps @ High	FL. Eff (%)	"C" Dimension (in)	Voltage (V)	Notes
1	0.75	1800	143/5TC	<a href="#">00118ST3QIER143TC-W2</a>	\$1,000	I1	54	1.25	1.47	85.5	14.066	460	15
1.5	1.1	1800	143/5TC	<a href="#">00158ST3QIER145TC-W2</a>	\$1,061	I1	62	1.25	2.02	86.5	14.066	460	15
2	1.5	1800	143/5TC	<a href="#">00218ST3QIER145TC-W2</a>	\$1,104	I1	63	1.25	2.76	86.5	14.066	460	15
3	2.2	1800	182/4TC	<a href="#">00318ST3QIER182TC-W2</a>	\$1,326	I1	110	1.25	3.91	89.5	17.080	460	15;39
5	3.7	1800	182/4TC	<a href="#">00518ST3QIER184TC-W2</a>	\$1,478	I1	119	1.25	6.45	89.5	17.080	460	15
7.5	5.5	1800	213/5TC	<a href="#">00718ST3QIER213TC-W2</a>	\$1,776	I1	177	1.25	9.18	91.7	21.269	460	15
10	7.5	1800	213/5TC	<a href="#">01018ST3QIER215TC-W2</a>	\$1,893	I1	192	1.25	12.4	91.7	21.269	460	15

Please refer to back cover for description of "NOTES"

For detailed specifications, data sheets, drawings and performance curves visit <http://www.weg.net>


Data subject to change without notice.

Can't find what you are looking for? Call 1-800-ASK-4WEG (275-4934)

# W22 API661 Severe Duty Motors

## 5-75HP

The WEG W22 API661 product is the latest generation of Severe Duty Cast Iron frame industrial motors designed to meet the demands of Reliability, Efficiency, and Total Cost of Ownership today's customers demand, and have come to expect from WEG.



# API 661

### Standard Features:

- Heavy Duty FC200 Cast Iron Frame, Brackets, Conduit Box and Fan Cover
- Motor rated IP56 for better driven water exclusion
- InproSeal® seals rated IP56 on both bearings+DE umbrella Slinger
- Shaft Drilled & Tapped for vertical lifting shaft up or down
- Roller bearing on DE for min 40,000 L-10 bearing life on belted loads (213T and larger)
- Dual drilled mounting Feet for increased flexibility
- Foot flatness of <.005" and paint free feet aid mounting and alignment
- Regreasable bearings with WEG Positive Pressure Lubrication System (PPLS) including Cast Iron bearing caps, Seamless Stainless Steel grease inlet extensions, and Auto grease relief
- Forged shouldered eyebolts for safe handling (180T frame and above)
- Stainless Steel automatic condensate Drains in both endshields
- 4-Bolts Conduit Box and Cover with Neoprene gaskets for sure seal
- VFD Rated Class F insulation system per NEMA MG1 Part 31 utilizing Class H Varnish and Magnet wire
- Stainless Steel Nameplate includes Weight, Division 2, and lubrication information
- IEEE 841 Test report with Vibration data included via QR Code and WEG Data Viewer APP

### Features that make a difference:

- Low Vibration design  
.04 in/sec (1/2 IEEE 841 Spec)
- Vertical lifting capability
- Automatic Drains at lowest point
- Bearings meet IP56
- Epoxy Paint system exceeds 250Hrs Salt spray per ASTM B117 (C4 per ISO12944)
- Meets IEEE standard 841



## TEFC - Foot Mount

HP	kW	RPM	Frame	Catalog Number	List Price	Mult. Symbol	Approx. Shipping Weight (lbs)	Service Factor	FL Amps @ High	FL Eff (%)	"C" Dimension (in)	Voltage (V)	Notes
5	3.7	1800	182/4T	<a href="#">00518ST3QAP184T-W22</a>	<b>\$1,371</b>	I1	115	1.25	6.45	89.5	15.860	460	
7.5	5.5	1800	213/5T	<a href="#">00718ST3QAP213T-W22</a>	<b>\$1,870</b>	I1	185	1.25	9.18	91.7	19.517	460	
10	7.5	1800	213/5T	<a href="#">01018ST3QAP215T-W22</a>	<b>\$1,962</b>	I1	188	1.25	12.4	91.7	19.517	460	14
15	11	1800	254/6T	<a href="#">01518ST3QAP254T-W22</a>	<b>\$2,524</b>	I1	341	1.25	18.0	92.4	24.945	460	14
20	11	1800	254/6T	<a href="#">02018ST3QAP256T-W22</a>	<b>\$2,881</b>	I1	385	1.25	24.1	93.0	24.945	460	14
25	18.5	1800	284/6T	<a href="#">02518ST3QAP284T-W22</a>	<b>\$3,236</b>	I1	448	1.25	29.5	93.6	27.929	460	14
30	22	1800	284/6T	<a href="#">03018ST3QAP286T-W22</a>	<b>\$3,824</b>	I1	454	1.25	35.1	93.6	27.929	460	14
40	30	1800	324/6T	<a href="#">04018ST3QAP324T-W22</a>	<b>\$5,095</b>	I1	590	1.25	47.1	94.1	31.116	460	14
50	37	1800	324/6T	<a href="#">05018ST3QAP326T-W22</a>	<b>\$5,617</b>	I1	610	1.25	59.2	94.5	31.116	460	14
60	45	1800	364/5T	<a href="#">06018ST3QAP364T-W22</a>	<b>\$8,535</b>	I1	957	1.25	68.3	95.0	34.251	460	14
75	55	1800	364/5T	<a href="#">07518ST3QAP365T-W22</a>	<b>\$9,772</b>	I1	996	1.25	84.1	95.4	34.251	460	14

Severe Duty -  
Three-Phase  
Motors

Please refer to back cover for description of "NOTES"

For detailed specifications, data sheets, drawings and performance curves visit [http:// www.weg.net](http://www.weg.net)

Data subject to change without notice.

Can't find what you are looking for? Call **1-800-ASK-4WEG** (275-4934)

**A-111**

# Severe Duty – Three-Phase Motors

## CRUSHER DUTY

### TEFC - NEMA Premium®

Designed for the most demanding crusher applications. These motors are designed for horizontal and vertical mounting and have exceptional high starting and breakdown torques.

WEG's W22 cast iron platform has a superior cooling system and solid feet for cool operation and low vibration and noise, extending the life of the motor.



### Features that make a difference:

- Special Lead Protection
- Oversized Roller bearings
- Versatile starting methods - capable of wye/delta, across the line start (12 leads)
- NPT Threaded terminal box

### Standard Features:

- 50/60 Hz rated (380V on Nameplate - 400/415 available)
- Rated 50Hz at same Horsepower up to 250HP 1.0 Service Factor for 2, 4 & 6 Pole motors
- Class F insulation (Impregnation Resin and Magnet wire are class H)
- NEMA design A. All ratings exceed NEMA design C torque
- F1 Mounted (F2 convertible). Frames 447T and up can easily be F2 converted by simply rotating the terminal box adapter
- Stainless Steel Nameplate - Laser etched with high contrast background
- Gasketed conduit box
- Regreasable bearings
- Largest diameter shafts ("Z" frames) for the highest load ratings in the industry
- Labyrinth seal on both ends - 580Z and 586/7T
- Class I, Div. 2, Groups A, B, C & D – T3, Class II, Div 2, Groups F & G – T3C

**\*Inverter Rated: Meets MG 1 Part 31**

**1000:1 for variable torque  
6:1 for constant torque**

*\* Insulated housing standard on L447/9T and above*





# Severe Duty - Three-Phase Motors

## CRUSHER DUTY

### TEFC - Foot Mount

HP	kW	RPM	Frame	Catalog Number	List Price	Mult. Symbol	Approx. Shipping Weight (lbs)	Service Factor	FL Amps @ High	FL Eff (%)	"C" Dimension (in)	Voltage (V)	Notes
50	37	900	404/5T	<a href="#">05009ET3EKD404T-W22</a>	\$17,648	K1	1483	1.25	60.0	93.0	39.730	230/460	14
60	45	1200	404/5T	<a href="#">06012ET3ERB404T-W22</a>	\$10,497	N1	1262	1.25	69.5	94.5	39.730	230/460	14
		900	404/5T	<a href="#">06009ET3EKD405T-W22</a>	\$20,443	K1	1273	1.15	73.0	93.0	39.730	230/460	14
75	55	1200	404/5T	<a href="#">07512ET3ERB405T-W22</a>	\$12,058	N1	1262	1.25	84.9	94.5	39.730	230/460	14
		1200	404/5T	<a href="#">07512ET3GRB405T-W22</a>	\$12,058	N1	1309	1.25	84.9	94.5	39.730	460	14
		900	444/5T	<a href="#">07509ET3GKD444T-W22</a>	\$23,334	K1	2143	1.25	93.0	93.6	45.157	460	14
		900	444/5T	<a href="#">07509ET3QRB444TF2-W2</a>	\$23,334	N1	1707	1.25	93.0	93.6	45.157	460	14;51
100	75	1800	404/5T	<a href="#">10018ET3ERB405T-W22</a>	\$11,689	N1	1239	1.25	111	95.4	39.730	230/460	14
		1800	404/5T	<a href="#">10018ET3GRB405T-W22</a>	\$11,689	N1	1199	1.25	111	95.4	39.730	460	14
		1800	404/5T	<a href="#">10018ET3HRB405T-W22</a>	\$11,689	N1	1294	1.25	88.8	95.4	39.730	575	14
		1200	444/5T	<a href="#">10012ET3ERB444T-W22</a>	\$15,631	N1	1859	1.25	121	95.0	45.157	230/460	14
		1200	444/5T	<a href="#">10012ET3GRB444T-W22</a>	\$15,631	N1	1854	1.25	121	95.0	45.157	460	14
		900	444/5T	<a href="#">10009ET3GKD445T-W22</a>	\$26,988	K1	1952	1.25	127	94.1	45.157	460	14
125	90	1800	444/5T	<a href="#">12518ET3ERB444T-W22</a>	\$14,748	N1	1730	1.15	139	95.4	45.157	230/460	14
		1800	444/5T	<a href="#">12518ET3GRB444T-W22</a>	\$14,748	N1	1736	1.15	139	95.4	45.157	460	14
		1200	444/5T	<a href="#">12512ET3ERB445T-W22</a>	\$17,947	N1	1993	1.15	143	95.0	45.157	230/460	14
		1200	444/5T	<a href="#">12512ET3GRB445T-W22</a>	\$17,947	N1	1996	1.15	143	95.0	45.157	460	14
		900	445/7T	<a href="#">12509ET3GKD447T-W22</a>	\$28,175	K1	2287	1.15	151	94.5	48.701	460	14
150	110	1800	444/5T	<a href="#">15018ET3GRB445T-W22</a>	\$17,420	N1	1853	1.15	170	95.8	45.157	460	14
		1800	444/5T	<a href="#">15018ET3HRB445T-W22</a>	\$17,420	N1	2034	1.15	136	95.8	45.157	575	14
		1200	445/7T	<a href="#">15012ET3GRB447T-W22</a>	\$20,639	N1	2371	1.15	176	95.8	48.701	460	14
		900	445/7T	<a href="#">15009ET3GKD447T-W22</a>	\$30,677	K1	2457	1.15	185	94.5	48.701	460	14;19
200	150	1800	445/7T	<a href="#">20018ET3GRB447T-W22</a>	\$21,098	N1	2209	1.15	230	96.2	48.701	460	14
		1800	445/7T	<a href="#">20018ET3HRB447T-W22</a>	\$21,098	N1	1850	1.15	184	96.2	48.701	575	14
		1200	445/7T	<a href="#">20012ET3GRB447T-W22</a>	\$25,133	N1	2588	1.15	237	95.8	48.701	460	14
		1200	447/9T	<a href="#">20012ET3GRB449T-W22</a>	\$25,255	N1	2940	1.15	237	95.8	56.338	460	14
		1200	504/5Z	<a href="#">20012ET3GKD505Z-W22</a>	\$25,133	K1	2841	1.15	244	95.4	55.090	460	14;18;43
		1200	504/5Z	<a href="#">20012ET3HKD505Z-W22</a>	\$25,133	K1	2861	1.15	197	95.8	55.090	575	14;18;43
		900	447/9T	<a href="#">20009ET3GKD449T-W22</a>	\$49,899	K1	3268	1.15	254	95.0	56.338	460	14
250	185	1800	445/7T	<a href="#">25018ET3GKD447T-W22</a>	\$26,716	K1	2993	1.15	281	96.2	48.701	460	14
		1800	445/7T	<a href="#">25018ET3GRB447T-W22</a>	\$26,716	N1	2554	1.15	281	96.2	48.701	460	14
		1800	445/7T	<a href="#">25018ET3HRB447T-W22</a>	\$26,716	N1	2414	1.15	225	96.2	48.701	575	14;51
		1800	447/9T	<a href="#">25018ET3GRB449T-W22</a>	\$26,803	N1	2815	1.15	281	96.2	56.338	460	14
		1800	504/5Z	<a href="#">25018ET3GKD505Z-W22</a>	\$26,716	K1	2818	1.15	277	96.2	55.090	460	14;18;43
		1200	447/9T	<a href="#">25012ET3GKD449T-W22</a>	\$35,555	K1	3224	1.15	292	95.8	56.338	460	14
		1200	447/9T	<a href="#">25012ET3GRB449T-W22</a>	\$35,555	N1	3224	1.15	292	95.8	56.338	460	14
		1200	586/7Z	<a href="#">25012ET3GKD580Z-W22</a>	\$39,631	K1	3817	1.15	299	95.8	61.902	460	14;18;43
		1200	586/7Z	<a href="#">25012ET3HKD580Z-W22</a>	\$39,631	K1	4636	1.15	239	95.8	61.902	575	14;18;43;51
		900	586/7T	<a href="#">25009ET3GKD586/7-W22</a>	\$56,168	K1	5128	1.15	299	95.8	61.902	460	14;43

continued on next page

Severe Duty - Three-Phase Motors

Please refer to back cover for description of "NOTES"

For detailed specifications, data sheets, drawings and performance curves visit <http://www.weg.net>

Data subject to change without notice.

Can't find what you are looking for? Call 1-800-ASK-4WEG (275-4934)

A-113

# Severe Duty - Three-Phase Motors



## CRUSHER DUTY

### TEFC - Foot Mount - *continued*

HP	kW	RPM	Frame	Catalog Number	List Price	Mult. Symbol	Approx. Shipping Weight (lbs)	Service Factor	FL Amps @ High	FL. Eff (%)	"C" Dimension (in)	Voltage (V)	Notes
300	220	1800	447/9T	<a href="#">30018ET3GKD449T-W22</a>	\$31,384	K1	3030	1.15	330	96.2	56.338	460	14
		1800	447/9T	<a href="#">30018ET3GRB449T-W22</a>	\$31,384	N1	2992	1.15	330	96.2	56.338	460	14
		1800	586/7Z	<a href="#">30018ET3GKD580Z-W22</a>	\$39,112	K1	3552	1.15	351	95.8	61.902	460	14;18;43
		1800	586/7Z	<a href="#">30018ET3HKD580Z-W22</a>	\$39,112	K1	4326	1.15	281	95.8	61.902	575	14;18;43
		1200	447/9T	<a href="#">30012ET3GKD449T-W22</a>	\$38,437	K1	3313	1.00	356	95.8	56.338	460	14
		1200	586/7T	<a href="#">30012ET3GKD586/7-W22</a>	\$44,301	K1	4081	1.15	356	95.8	61.902	460	14;43
		1200	586/7Z	<a href="#">30012ET3GKD580Z-W22</a>	\$44,301	K1	4109	1.15	356	95.8	61.902	460	14;18;43
		1200	586/7Z	<a href="#">30012ET3HKD580Z-W22</a>	\$44,301	K1	4936	1.15	307	95.8	61.902	575	14;18;43
		900	586/7T	<a href="#">30009ET3GKD586/7-W22</a>	\$58,655	K1	5696	1.15	356	95.8	61.902	460	14;43
350	260	1800	447/9T	<a href="#">35018ET3GKD449T-W22</a>	\$36,517	K1	3258	1.15	394	96.2	56.338	460	14
		1800	447/9T	<a href="#">35018ET3GRB449T-W22</a>	\$36,517	N1	2941	1.15	394	96.2	56.338	460	14
		1800	586/7Z	<a href="#">35018ET3GKD580Z-W22</a>	\$41,230	K1	3577	1.15	415	95.8	61.902	460	14;18;43
		1800	586/7Z	<a href="#">35018ET3HKD580Z-W22</a>	\$41,230	K1	4572	1.15	327	96.2	61.902	575	14;18;43
		1200	L447/9T	<a href="#">35012ET3GRB449T-W22</a>	\$47,633	N1	3800	1.15	415	95.8	57.181	460	14;19;37;43
		1200	586/7Z	<a href="#">35012ET3GKD580Z-W22</a>	\$50,250	K1	4401	1.15	421	95.8	61.902	460	14;18;43
		1200	586/7T	<a href="#">35012ET3GKD586/7-W22</a>	\$50,250	K1	4373	1.15	421	95.8	61.902	460	14;43
		900	586/7T	<a href="#">35009ET3GKD586/7-W22</a>	\$64,873	K1	4797	1.00	426	95.8	61.902	460	1;14;43
400	300	1800	L447/9T	<a href="#">40018ET3GRB449T-W22</a>	\$43,805	N1	3404	1.15	445	96.2	57.181	460	14;43
		1800	586/7Z	<a href="#">40018ET3GKD580Z-W22</a>	\$45,805	K1	4052	1.15	466	96.2	61.902	460	14;18;43
		1800	586/7Z	<a href="#">40018ET3HKD580Z-W22</a>	\$45,805	K1	3692	1.15	364	96.2	61.902	575	14;18;43
		1200	L447/9T	<a href="#">40012ET3GRB449T-W22</a>	\$52,307	N1	3827	1.00	477	95.8	57.181	460	14;19;37;43
		1200	586/7T	<a href="#">40012ET3GKD586/7-W22</a>	\$56,201	K1	4699	1.15	483	96.2	61.902	460	14;43
		1200	586/7Z	<a href="#">40012ET3GKD580Z-W22</a>	\$58,210	K1	4572	1.15	483	96.2	61.902	460	14;18;43
		1200	586/7Z	<a href="#">40012ET3HKD580Z-W22</a>	\$58,210	K1	5513	1.15	386	96.2	61.902	575	14;18;43
450	330	1800	L447/9T	<a href="#">45018ET3GRB449T-W22</a>	\$48,010	N1	3657	1.15	501	96.2	57.181	460	14;43
		1800	586/7Z	<a href="#">45018ET3GKD580Z-W22</a>	\$48,053	K1	4277	1.15	527	95.8	61.902	460	14;18;43
		1800	586/7T	<a href="#">45018ET3GKD586/7-W22</a>	\$48,053	K1	5416	1.15	501	96.2	61.902	460	14;43
		1200	586/7Z	<a href="#">45012ET3GKD580Z-W22</a>	\$63,251	K1	5724	1.00	532	96.2	61.902	460	1;14;18;43
		1200	586/7	<a href="#">45012ET3GRB586/7-W22</a>	\$62,251	N1	5248	1.00	532	96.2	61.902	460	1;14;43
500	370	1800	L447/9T	<a href="#">50018ET3GRB449T-W22</a>	\$50,594	N1	5424	1.00	561	96.2	57.181	460	1;14;19;43
		1800	586/7Z	<a href="#">50018ET3GKD580Z-W22</a>	\$51,611	K1	4547	1.00	575	96.2	61.902	460	1;14;18;43
		1200	586/7Z	<a href="#">50012ET3GKD580Z-W22</a>	\$65,962	K1	5024	1.00	603	96.2	61.902	460	1;14;18;43

Severe Duty - Three-Phase Motors

Please refer to back cover for description of "NOTES"

For detailed specifications, data sheets, drawings and performance curves visit <http://www.weg.net>


# Severe Duty – Three-Phase Motors

## VECTOR DUTY MOTORS

### TENV - Three-Phase - Foot Mount - Double C-Face

Designed specifically for inverter operation for applications requiring 1000:1 constant torque turndown ratio

- Class H insulation with Spike resistant Magnet wire and Class F Rise
- NEMA design B
- F1 Mounted (F2 convertible)
- Stainless Steel Nameplate - Laser etched with high contrast background
- Gasketed conduit box



Severe Duty - Three-Phase Motors

#### Features that make a difference:

- Constant torque operation from 0 to base speed (1000:1) on PWM Vector Drive
- Constant Horsepower operation up to 150% base speed
- Ready for encoder mount
- With thermostats (1 per phase)
- Special nameplate data for easy drive set-up
- Ready for C-face brake, limited to 10 lb-ft braking torque

**Inverter Rated:  
1000 : 1 for constant torque**

### TENV - Foot Mount - Double C-Face

HP	kW	RPM	Frame	Catalog Number	List Price	Mult. Symbol	Approx. Shipping Weight (lbs)	Service Factor	FL Amps @ High	FL. Eff (%)	"C" Dimension (in)	Voltage (V)	Notes
0.5	0.37	1800	56	<a href="#">.5018NT3FVD56C-S</a>	<b>599</b>	F1	28	1.0	1.0	78.5	10.803	230/460	17
0.75	0.55	1800	56	<a href="#">.7518NT3FVD56C-S</a>	<b>636</b>	F1	31	1.0	1.3	81.5	11.197	230/460	17
1	0.75	1800	56	<a href="#">00118NT3FVD56C-S</a>	<b>681</b>	F1	38	1.0	1.5	85.5	14.788	230/460	17
1	0.75	1800	143/5TC	<a href="#">00118NT3FVD143TC-W22</a>	<b>\$697</b>	D1	51	1.00	1.41	85.5	14.678	230/460	17;19
1.5	1.1	1800	143/5TC	<a href="#">00158NT3FVD145TC-W22</a>	<b>\$705</b>	D1	60	1.00	2.00	86.5	14.678	230/460	17;19
2	1.5	1800	143/5TC	<a href="#">00218NT3FVD145TC-W22</a>	<b>\$928</b>	D1	62	1.00	2.65	86.5	14.678	230/460	17;19
3	2.2	1800	182/4TC	<a href="#">00318NT3FVD182TC-W22</a>	<b>\$1,150</b>	D1	107	1.00	3.91	89.5	16.569	230/460	17;19
5	3.7	1800	182/4TC	<a href="#">00518NT3FVD184TC-W22</a>	<b>\$1,373</b>	D1	116	1.00	7.11	89.5	16.569	230/460	17;19;37
7.5	5.5	1800	213/5TC	<a href="#">00718NT3FVD213TC-W22</a>	<b>\$1,803</b>	D1	173	1.00	9.07	91.7	20.041	230/460	17;19
10	7.5	1800	213/5TC	<a href="#">01018NT3FVD215TC-W22</a>	<b>\$2,157</b>	D1	207	1.00	13.3	91.7	20.041	230/460	17;19;37
15	11	1800	254/6TC	<a href="#">01518NT3FVD254TC-W22</a>	<b>\$2,567</b>	D1	365	1.00	19.4	92.4	25.569	230/460	17;19
20	15	1800	254/6TC	<a href="#">02018NT3FVD256TC-W22</a>	<b>\$3,747</b>	D1	398	1.00	26.6	93.0	25.569	230/460	17;19;37

Note: Flanged motors on Cast Iron frame sizes 143/5 to 254/6 have non-NEMA BA dimension. Refer to mechanical section of this catalog for details.




# Severe Duty – Three-Phase Motors

IEC TRU-METRIC™ - Three Phase

## TEFC

This line is designed and built according to IEC Standards 60034 and 60072.



### Standard Features:

- 60 Hz (1.25 Service Factor) and 50 Hz (1.0 Service Factor)
- Class F insulation (Impregnation Resin and Magnet wire are class H)
- F2 mounted as standard (F1 convertible)
- Stainless Steel Nameplate - Laser etched with high contrast background
- Regreasable ball bearings (Frames 160 and up)
- Gasketed conduit box
- Class I, Div. 2, Groups A, B, C & D – T3, Class II, Div 2, Groups F & G – T3C (Cast Iron Frames only)
- Suitable for WYE/Delta Start

### Features that make a difference:

- 1.25 Service Factor for 60 Hz operation (IE3)
- Optimized ventilation system for cooler operation and low noise levels
- Solid base for lower vibration levels (Cast Iron Frames)
- Frames 225 and up can easily be F1 (B3L) converted by simply rotating the terminal box adapter or F3 by removing it
- Terminal blocks

**\*Inverter Rated (IE3):**  
**1000:1 for variable torque**  
**12:1 for constant torque**

*\* Insulated NDE housing standard on 315L and above.*







# Severe Duty - Three-Phase Motors

IEC TRU-METRIC™

## TEFC - Foot Mount - IE3

HP	kW	RPM	Frame	Catalog Number	List Price	Mult. Symbol	Approx. Shipping Weight (lbs)	Service Factor	FL Amps @ High	FL Eff (%)	"C" Dimension (in)	Voltage (V)	Notes
5.5	4	900/750	160M	<a href="#">00409ET3Y160M-W22</a>	\$1,947	T1	299	1.25	8.17	86.5	23.543	460//380-415/660-690	7
7.5	5.5	1200//1000	132M/L	<a href="#">00512ET3Y132M/L-W22</a>	\$1,760	T1	206	1.25	10.8	91.0	20.276	460//380-415/660-690	7
		900//750	160M	<a href="#">00509ET3Y160M-W22</a>	\$2,244	T1	306	1.25	11.1	87.5	23.543	460//380-415/660-690	7
10	7.5	1200//1000	160M	<a href="#">00712ET3Y160M-W22</a>	\$2,306	T1	306	1.25	13.1	91.0	23.543	460//380-415/660-690	7
		900//750	160L	<a href="#">00709ET3Y160L-W22</a>	\$2,774	T1	352	1.25	15.2	88.5	25.276	460//380-415/660-690	7
15	11	3600//3000	160M	<a href="#">01136ET3Y160M-W22</a>	\$2,102	T1	304	1.25	17.9	91.7	23.543	460//380-415/660-690	7
		1800//1500	160M	<a href="#">01118ET3Y160M-W22</a>	\$1,726	T1	321	1.25	18.2	92.4	23.543	460//380-415/660-690	7
		1200//1000	160L	<a href="#">01112ET3Y160L-W22</a>	\$3,160	T1	354	1.25	18.8	91.7	25.276	460//380-415/660-690	7
		900//750	180L	<a href="#">01109ET3Y180L-W22</a>	\$4,031	T1	419	1.25	19.5	89.5	27.638	460//380-415/660-690	7
20	15	3600//3000	160M	<a href="#">01536ET3Y160M-W22</a>	\$2,413	T1	320	1.25	24.4	91.7	23.543	460//380-415/660-690	7
		1800//1500	160L	<a href="#">01518ET3Y160L-W22</a>	\$2,118	T1	375	1.25	250	93.0	25.276	460//380-415/660-690	7
		1200//1000	180L	<a href="#">01512ET3Y180L-W22</a>	\$3,884	T1	447	1.25	24.7	91.7	27.638	460//380-415/660-690	7
		900//750	200L	<a href="#">01509ET3Y200L-W22</a>	\$5,158	T1	517	1.25	28.0	91.0	30.197	460//380-415/660-690	7
25	18.5	3600//3000	160L	<a href="#">01836ET3Y160L-W22</a>	\$2,925	T1	353	1.25	29.9	92.4	25.276	460//380-415/660-690	7
		1800//1500	180M	<a href="#">01818ET3Y180M-W22</a>	\$2,689	T1	436	1.25	30.6	93.6	26.142	460//380-415/660-690	7
		1200//1000	200L	<a href="#">01812ET3Y200L-W22</a>	\$4,886	T1	552	1.25	30.8	93.0	30.197	460//380-415/660-690	7
		900//750	225S/M	<a href="#">01809ET3Y225S/M-W22</a>	\$5,902	T1	830	1.25	31.6	93.0	34.882	460//380-415/660-690	7
30	22	3600//3000	180M	<a href="#">02236ET3Y180M-W22</a>	\$3,492	T1	424	1.25	34.7	92.4	26.142	460//380-415/660-690	7
		1800//1500	180L	<a href="#">02218ET3Y180L-W22</a>	\$3,225	T1	457	1.25	36.0	93.6	27.638	460//380-415/660-690	7
		1200//1000	200L	<a href="#">02212ET3Y200L-W22</a>	\$4,924	T1	601	1.25	37.1	93.0	30.197	460//380-415/660-690	7
		900//750	225S/M	<a href="#">02209ET3Y225S/M-W22</a>	\$7,506	T1	885	1.25	37.6	93.0	34.882	460//380-415/660-690	7
40	30	3600//3000	200L	<a href="#">03036ET3Y200L-W22</a>	\$4,877	T1	575	1.25	47.1	93.0	30.197	460//380-415/660-690	7
		1800//1500	200L	<a href="#">03018ET3Y200L-W22</a>	\$4,312	T1	580	1.25	49.4	94.1	30.197	460//380-415/660-690	7
		1200//1000	225S/M	<a href="#">03012ET3Y225S/M-W22</a>	\$7,689	T1	1055	1.25	47.6	94.1	34.882	460//380-415/660-690	7
		900//750	250S/M	<a href="#">03009ET3Y250S/M-W22</a>	\$8,858	T1	1078	1.25	50.9	93.6	37.992	460//380-415/660-690	7
50	37	3600//3000	200L	<a href="#">03736ET3Y200L-W22</a>	\$5,487	T1	587	1.25	61.3	93.6	30.197	460//380-415/660-690	7
		1800//1500	225S/M	<a href="#">03718ET3Y225S/M-W22</a>	\$6,984	T1	1041	1.25	58.5	94.5	34.882	460//380-415/660-690	7
		1200//1000	250S/M	<a href="#">03712ET3Y250S/M-W22</a>	\$9,947	T1	1266	1.25	58.8	94.1	37.992	460//380-415/660-690	7
		900//750	280S/M	<a href="#">03709ET3Y280S/M-W22</a>	\$11,751	T1	1481	1.25	64.1	94.1	42.165	460//380-415/660-690	7
60	45	3600//3000	225S/M	<a href="#">04536ET3Y225S/M-W22</a>	\$7,961	T1	1053	1.25	66.7	94.1	33.701	460//380-415/660-690	7
		1800//1500	225S/M	<a href="#">04518ET3Y225S/M-W22</a>	\$7,391	T1	1022	1.25	69.9	950	34.882	460//380-415/660-690	7
		1200//1000	280S/M	<a href="#">04512ET3Y280S/M-W22</a>	\$11,023	T1	1681	1.25	74.7	94.5	42.165	460//380-415/660-690	7
		900//750	280S/M	<a href="#">04509ET3Y280S/M-W22</a>	\$12,815	T1	1631	1.25	77.0	94.1	42.165	460//380-415/660-690	7
75	55	3600//3000	250S/M	<a href="#">05536ET3Y250S/M-W22</a>	\$9,847	T1	1259	1.25	80.3	94.5	37.992	460//380-415/660-690	7
		1800//1500	250S/M	<a href="#">05518ET3Y250S/M-W22</a>	\$8,961	T1	1206	1.25	85.1	95.4	37.992	460//380-415/660-690	7
		1200//1000	280S/M	<a href="#">05512ET3Y280S/M-W22</a>	\$13,622	T1	1794	1.25	90.2	94.5	42.165	460//380-415/660-690	7
		900//750	315S/M	<a href="#">05509ET3Y315S/M-W22</a>	\$15,379	T1	2436	1.25	93.7	94.5	50.157	460//380-415/660-690	7
100	75	3600//3000	280S/M	<a href="#">07536ET3Y280S/M-W22</a>	\$12,472	T1	1776	1.25	111	94.5	42.165	460//380-415/660-690	7
		1800//1500	280S/M	<a href="#">07518ET3Y280S/M-W22</a>	\$12,353	T1	1738	1.25	116	95.4	42.165	460//380-415/660-690	7
		1200//1000	315S/M	<a href="#">07512ET3Y315S/M-W22</a>	\$16,479	T1	2399	1.25	122	95.0	50.157	460//380-415/660-690	7
		900//750	315S/M	<a href="#">07509ET3Y315S/M-W22</a>	\$18,647	T1	2701	1.25	127	95.0	50.157	460//380-415/660-690	7
125	90	3600//3000	280S/M	<a href="#">09036ET3Y280S/M-W22</a>	\$16,720	T1	1862	1.25	132	95.0	42.165	460//380-415/660-690	7
		1800//1500	280S/M	<a href="#">09018ET3Y280S/M-W22</a>	\$15,220	T1	1835	1.25	139	95.4	42.165	460//380-415/660-690	7
		1200//1000	315S/M	<a href="#">09012ET3Y315S/M-W22</a>	\$19,448	T1	2601	1.25	146	95.4	50.157	460//380-415/660-690	7
		900//750	315S/M	<a href="#">09009ET3Y315S/M-W22</a>	\$21,288	T1	2884	1.25	152	95.0	50.157	460//380-415/660-690	7

Severe Duty - Three-Phase Motors

continued on next page

Please refer to back cover for description of "NOTES"

For detailed specifications, data sheets, drawings and performance curves visit <http://www.weg.net>

Data subject to change without notice.

Can't find what you are looking for? Call 1-800-ASK-4WEG (275-4934)

## TEFC - Foot Mount - IE3 - continued

Severe Duty - Three-Phase Motors

HP	kW	RPM	Frame	Catalog Number	List Price	Mult. Symbol	Approx. Shipping Weight (lbs)	Service Factor	FL Amps @ High	FL Eff (%)	"C" Dimension (in)	Voltage (V)	Notes
150	110	3600/3000	315S/M	<a href="#">11036ET3Y315S/M-W22</a>	\$21,018	T1	2382	1.25	163	95.0	48.976	460/380-415/660-690	7
		1800/1500	280S/M	<a href="#">11018ET3Y280S/M-W22</a>	\$17,078	T1	2210	1.25	170	95.8	42.165	460/380-415/660-690	7
		1200/1000	315S/M	<a href="#">11012ET3Y315S/M-W22</a>	\$22,507	T1	2730	1.25	178	95.8	50.157	460/380-415/660-690	7
		900/750	315L	<a href="#">11009ET3Y315L-W22</a>	\$27,910	T1	3008	1.25	186	95.4	54.685	460/380-415/660-690	7;43
175	132	3600/3000	315S/M	<a href="#">13236ET3Y315S/M-W22</a>	\$23,180	T1	2662	1.25	193	95.4	48.976	460/380-415/660-690	7
		1800/1500	315S/M	<a href="#">13218ET3Y315S/M-W22</a>	\$19,732	T1	2540	1.25	203	96.2	50.157	460/380-415/660-690	7
		1200/1000	315S/M	<a href="#">13212ET3Y315S/M-W22</a>	\$25,642	T1	3031	1.25	214	95.8	50.157	460/380-415/660-690	7
		900/750	315L	<a href="#">13209ET3Y315L-W22</a>	\$33,687	T1	3796	1.25	223	95.4	54.685	460/380-415/660-690	7;43
200	150	3600/3000	315S/M	<a href="#">15036ET3Y315S/M-W22</a>	\$26,249	T1	2682	1.25	219	95.4	48.976	460/380-415/660-690	7
		1800/1500	315S/M	<a href="#">15018ET3Y315S/M-W22</a>	\$21,772	T1	2784	1.25	228	96.2	50.157	460/380-415/660-690	7
		1200/1000	315L	<a href="#">15012ET3Y315L-W22</a>	\$28,298	T1	3557	1.15	240	95.8	54.685	460/380-415/660-690	7;43
250	185	3600/3000	315S/M	<a href="#">18536ET3Y315S/M-W22</a>	\$26,529	T1	2900	1.25	269	95.8	48.976	460/380-415/660-690	7
		1800/1500	315S/M	<a href="#">18518ET3Y315S/M-W22</a>	\$26,247	T1	2948	1.25	284	96.2	50.157	460/380-415/660-690	7
		1200/1000	355M/L	<a href="#">18512ET3Y355M/L-W22</a>	\$43,876	T1	3666	1.15	311	95.8	58.346	460/380-415/660-690	7
300	220	3600/3000	315L	<a href="#">22036ET3Y315L-W22</a>	\$44,212	T1	3468	1.25	315	96.2	53.268	460/380-415/660-690	7;43
		1800/1500	315L	<a href="#">22018ET3Y315L-W22</a>	\$36,234	T1	3113	1.25	338	96.2	54.685	460/380-415/660-690	7;43
		1200/1000	355M/L	<a href="#">22012ET3Y355M/L-W22</a>	\$46,322	T1	4507	1.15	370	95.8	58.346	460/380-415/660-690	7;43
350	260	3600/3000	355M/L	<a href="#">26036ET3Y355M/L-W22</a>	\$50,637	T1	4975	1.15	373	96.2	55.591	460/380-415/660-690	7;43;51
		1800/1500	355M/L	<a href="#">26018ET3Y355M/L-W22</a>	\$43,761	T1	4218	1.15	399	96.2	58.346	460/380-415/660-690	7;43
		1200/1000	355M/L	<a href="#">26012ET3Y355M/L-W22</a>	\$53,001	T1	5075	1.15	436	95.9	58.346	460/380-415/660-690	7;43
400	300	3600/3000	355M/L	<a href="#">30036ET3Y355M/L-W22</a>	\$66,321	T1	4034	1.15	315	96.2	55.591	460/380-415/660-690	7;43
		1800/1500	355M/L	<a href="#">30018ET3Y355M/L-W22</a>	\$60,292	T1	4337	1.00	466	96.2	58.346	460/380-415/660-690	7;43
450	330	1800/1500	355M/L	<a href="#">33018ET3Y355M/L-W22</a>	\$64,557	T1	4906	1.15	505	96.5	58.346	460/380-415/660-690	7;43

## TEFC – Foot Mount - FF-Face Motors

HP	kW	RPM	Frame	Catalog Number	List Price	Mult. Symbol	Approx. Shipping Weight (lbs)	Service Factor	FL Amps @ High	FL Eff (%)	"C" Dimension (in)	Voltage (V)	Notes
0.5	0.37	1800/1500	71	<a href="#">.3718EP3EAL71FF-W22</a>	\$340	T1	26	1.15	1.06	73.0	9.764	230/460/380-415 V	2;7
0.75	0.55	3600/3000	71	<a href="#">.5536EP3EAL71FF-W22</a>	\$366	T1	23	1.15	1.14	76.0	9.764	230/460/380-415 V	2;7
		1800/1500	80	<a href="#">.5518EP3EAL80FF-W22</a>	\$383	T1	28	1.15	1.25	77.0	10.866	230/460/380-415 V	2;7
1	0.75	1800/1500	90S/L	<a href="#">.7518ET3EAL90S/LFF-W</a>	\$479	T1	42	1.25	1.47	85.5	12.953	230/460/380-415 V	2;7
		1800/1500	90S/L	<a href="#">.7518ET3WAL90S/LFF-W</a>	\$479	T1	43	1.25	1.47	85.5	12.953	460/220-240/380-415 V	2;7
2	1.5	1800/1500	90S/L	<a href="#">00158ET3EAL90LFF-W22</a>	\$583	T1	49	1.25	2.79	86.5	12.953	208-230/460/380-415 V	2;7
		1800/1500	90L	<a href="#">00158ET3WAL90LFF-W22</a>	\$583	T1	51	1.25	2.79	86.5	12.953	460/220-240/380-415 V	
		1200/1000	100L	<a href="#">00152ET3WAL100LFF-W2</a>	\$882	T1	76	1.25	3.04	88.5	14.803	460/220-240/380-415 V	2;7
3	2.2	3600/3000	90L	<a href="#">00236ET3WAL90LFF-W22</a>	\$815	T1	46	1.25	3.85	86.5	12.953	460/220-240/380-415 V	
		1800/1500	100L	<a href="#">00218ET3EAL100LFF-W2</a>	\$700	T1	66	1.25	4.11	89.5	14.803	230/460/380-415 V	2;7
		1800/1500	100L	<a href="#">00218ET3WAL100LFF-W2</a>	\$700	T1	68	1.25	4.05	87.5	14.803	460/220-240/380-415 V	
4	3	1800/1500	100L	<a href="#">00318ET3WAL100LFF-W2</a>	\$742	T1	77	1.25	5.33	89.5	14.803	460/220-240/380-415 V	2;7
5.5	4	3600/3000	112M	<a href="#">00436ET3YAL112MFF-W2</a>	\$944	T1	86	1.25	6.67	88.5	15.472	460/380-415 V	2;7
		1800/1500	112M	<a href="#">00418ET3YAL112MFF-W2</a>	\$749	T1	93	1.25	7.28	89.5	15.472	460/380-415 V	2;7
		1200/1000	132M	<a href="#">00412ET3YAL132MFF-W2</a>	\$1,333	T1	147	1.25	7.90	89.5	19.291	460/380-415 V	2;7
7.5	5.5	3600/3000	132S	<a href="#">00536ET3YAL132SFF-W2</a>	\$1,223	T1	135	1.25	8.97	89.5	19.291	460/380-415 V	39
		1800/1500	132S	<a href="#">00518ET3YAL132SFF-W2</a>	\$1,011	T1	142	1.25	9.07	91.7	19.291	460/380-415 V	2;7
10	7.5	3600/3000	132S	<a href="#">00736ET3YAL132SFF-W2</a>	\$1,371	T1	147	1.25	12.3	90.2	19.291	460/380-415 V	2;7
		1800/1500	132M	<a href="#">00718ET3YAL132MFF-W2</a>	\$1,189	T1	159	1.25	12.2	91.7	19.291	460/380-415 V	2;7
15	11	3600/3000	160M	<a href="#">01136ET3Y160MFF-W22</a>	\$2,219	T1	304	1.25	17.9	91.7	23.543	460/380-415 V	7
		1800/1500	160M	<a href="#">01118ET3Y160MFF-W22</a>	\$1,843	T1	304	1.25	18.2	92.4	23.543	460/380-415 V	7
20	15	1800/1500	160L	<a href="#">01518ET3Y160LFF-W22</a>	\$2,235	T1	358	1.25	25.0	93.0	25.276	460/380-415 V	7
30	22	1800/1500	180L	<a href="#">02218ET3Y180LFF-W22</a>	\$3,361	T1	501	1.25	36.0	93.6	27.638	460/380-415 V	7
50	37	3600/3000	200L	<a href="#">03736ET3Y200LFF-W22</a>	\$5,789	T1	595	1.25	61.3	93.6	30.197	460/380-415 V	7;51
		1800/1500	225S/M	<a href="#">03718ET3Y225S/MFF-W22</a>	\$7,774	T1	1058	1.25	58.5	94.5	34.882	460/380-415 V	7

Please refer to back cover for description of "NOTES"

For detailed specifications, data sheets, drawings and performance curves visit <http://www.weg.net>

# Explosion Proof Motors

## SINGLE-PHASE

Foot Mount .....	A-121
C-Face – Foot Mount .....	A-121

## THREE-PHASE

Foot Mount .....	A-123
C-Face – Foot Mount .....	A-127
C-Face – Footless .....	A-128
JP – Foot Mount .....	A-128
ATEX Foot Mount .....	A-130

Please refer to back cover for description of "NOTES"

For detailed specifications, data sheets, drawings and performance curves visit <http://www.weg.net>

Data subject to change without notice.

Can't find what you are looking for? Call 1-800-ASK-4WEG (275-4934)

# Fractional Explosion Proof Motors



## Features:

- Class F insulation
- 1.0 service factor
- Foot mount motors with and without C-flange
- Class I, Division 1 – Group C & D and Class II, Division 1 – Group E, F & G – T3B
- Thermally Protected
- 24" long leads for remote wiring
- Aluminum endshields
- Not rated for VFD



UL File E312535

## Features that make a difference:

- 50°C ambient temperature rating
- Three-Phase motors also rated for 50Hz
- Unassembled aluminum conduit box included

Please contact your authorized WEG distributor or go to [weg.net](http://weg.net) for further information or additional specifications. **1-800-ASK-4WEG**





### Foot Mount

HP	kW	RPM	Frame	Catalog Number	List Price	Mult. Symbol	Approx. Shipping Weight (lbs)	Service Factor	FL Amps @ High	FL. Eff (%)	"C" Dimension (in)	Voltage (V)	Notes
0.33	0.25	3600	56	<b>.3336XS1B56</b>	<b>\$612</b>	XF	23	1.00	2.60	59.7	11.790	115/208-230	1;3;9;42
		1800	56	<b>.3318XS1B56</b>	<b>\$670</b>	XF	25	1.00	3.00	60.4	11.790	115/208-230	1;3;9;42
0.5	0.37	3600	56	<b>.5036XS1B56</b>	<b>\$636</b>	XF	26	1.00	3.40	66.7	12.040	115/208-230	1;3;9;42
		1800	56	<b>.5018XS1B56</b>	<b>\$739</b>	XF	27	1.00	4.20	62.4	12.290	115/208-230	1;3;9;42
0.75	0.55	3600	56	<b>.7536XS1B56</b>	<b>\$717</b>	XF	30	1.00	4.30	74.5	12.540	115/208-230	1;3;9;42
		1800	56	<b>.7518XS1B56</b>	<b>\$868</b>	XF	34	1.00	5.20	70.8	13.040	115/208-230	1;3;9;42
1	0.75	3600	56	<b>00136XS1B56</b>	<b>\$774</b>	XF	32	1.00	5.30	76.5	13.040	115/208-230	1;3;9;42
		1800	56	<b>00118XS1B56</b>	<b>\$988</b>	XF	37	1.00	6.30	74.8	13.790	115/208-230	1;3;9;42
1.5	1.1	3600	56	<b>00156XS1C56</b>	<b>\$1,121</b>	XF	38	1.00	7.80	80.0	14.040	208-230	1;3;9;42
		1800	56H	<b>00158XS1C56H</b>	<b>\$1,324</b>	XF	48	1.00	7.80	80.0	15.420	208-230	1;3;9;42
2	1.5	3600	56H	<b>00236XS1C56H</b>	<b>\$1,408</b>	XF	43	1.00	9.80	81.1	14.540	208-230	1;3;9;42



### C-Face - Foot Mount

HP	kW	RPM	Frame	Catalog Number	List Price	Mult. Symbol	Approx. Shipping Weight (lbs)	Service Factor	FL Amps @ High	FL. Eff (%)	"C" Dimension (in)	Voltage (V)	Notes
0.33	0.25	3600	56C	<b>.3336XS1B56C</b>	<b>\$737</b>	XF	23	1.00	2.60	59.7	11.790	115/208-230	1;3;9;42
		1800	56C	<b>.3318XS1B56C</b>	<b>\$816</b>	XF	25	1.00	3.00	60.4	11.790	115/208-230	1;3;9;42
0.5	0.37	3600	56C	<b>.5036XS1B56C</b>	<b>\$717</b>	XF	26	1.00	3.40	66.7	12.040	115/208-230	1;3;9;42
		1800	56C	<b>.5018XS1B56C</b>	<b>\$817</b>	XF	27	1.00	4.20	62.4	12.290	115/208-230	1;3;9;42
0.75	0.55	3600	56C	<b>.7536XS1B56C</b>	<b>\$773</b>	XF	30	1.00	4.30	74.5	12.540	115/208-230	1;3;9;42
		1800	56C	<b>.7518XS1B56C</b>	<b>\$912</b>	XF	34	1.00	4.52	70.8	13.040	115/208-230	1;3;9;42
1	0.75	3600	56C	<b>00136XS1B56C</b>	<b>\$814</b>	XF	32	1.00	5.30	76.5	13.040	115/208-230	1;3;9;42
		1800	56C	<b>00118XS1B56C</b>	<b>\$1,036</b>	XF	37	1.00	6.30	74.8	13.790	115/208-230	1;3;9;42
1.5	1.1	3600	56C	<b>00156XS1C56C</b>	<b>\$1,274</b>	XF	38	1.00	7.80	80.0	14.040	208-230	1;3;9;42
		1800	56HC	<b>00158XS1C56HC</b>	<b>\$1,420</b>	XF	48	1.00	7.80	80.0	15.420	208-230	1;3;9;42
2	1.5	3600	56HC	<b>00236XS1C56HC</b>	<b>\$1,457</b>	XF	43	1.00	9.80	81.1	14.540	208-230	1;3;9;42

Explosion Proof Motors

Please refer to back cover for description of "NOTES"

For detailed specifications, data sheets, drawings and performance curves visit [http:// www.weg.net](http://www.weg.net)

Data subject to change without notice.

Can't find what you are looking for? Call 1-800-ASK-4WEG (275-4934)

# Explosion Proof Motors

NEMA Premium® EFFICIENCY MOTORS

WEG Explosion Proof motors are suitable for applications requiring UL or CSA certification for hazardous locations.

## Standard Features:

- Class F insulation (Impregnation Resin and Magnet wire are class H)
- F1 Mounted
- Stainless Steel Nameplate - Laser etched with high contrast background
- Regreasable ball bearings (Frames 254T and up)
- Corrosion resistant Epoxy/Polyurethane Paint system (C3 per ISO12944)
- CSA Approved - File LR50962
  - Class I, Division 1, Groups C & D Temperature Code T3C
  - Class II, Division 1, Groups F & G Temperature Code T3C
- UL Listed - File E87848
  - Class I, Division 1, Groups C & D
  - Class II, Division 1, Groups F & G<sup>1</sup>
  - Frame (143T-326T) Temperature Code T3C<sup>2</sup>
  - Frame (364T and up) Temperature Code T3C


<sup>1)</sup> Class II UL only available as IP54 Modification.

Stock units are Class II only for cCSA<sub>US</sub>

<sup>2)</sup> T4 Temperature Code available on sine wave power as mod

<sup>3)</sup> 1000:1 Constant torque available as factory build with XP blower or as a modification with 20% derated HP.

(Contact Sales for details)



## Features that make a difference:

- NPT threaded terminal box
- Non-sparking fan
- Thermostats
- IP55 rated enclosure
- VFD Rated

Available with AEGIS® SGR Inside  
213T and larger as stock mod

**cUL<sub>US</sub> / cCSA<sub>US</sub> Inverter Rated: 143T – 586/7  
UL Listed - (File E87848)**

**CSA US - (Certificate 1629892)**

**Constant Torque<sup>3)</sup>**

20:1 for frames 143T to 215T - Class I & II

6:1 for frames 254T to 326T – Class I & II


2:1 for frame 364/5T to 586/7T - Class I & II  
(Class I only for 449T)

**Variable Torque**

1000:1 for all frames excluding 449T - Class I & II

1000:1 for 449T - Class I only





# Explosion Proof Motors

## THREE -PHASE

### Foot Mount

HP	kW	RPM	Frame	Catalog Number	List Price	Mult. Symbol	Approx. Shipping Weight (lbs)	Service Factor	FL Amps @ High	FL Eff (%)	"C" Dimension (in)	Voltage (V)	Notes
0.33	0.25	3600	56	.3336XS3E56	\$650	XF	21	1.00	0.60	69.8	10.520	208-230/460	1;3;9;42
		1800	56	.3318XS3E56	\$713	XF	23	1.00	0.60	76.7	10.520	208-230/460	1;3;9;17;42
0.5	0.37	3600	56	.5036XS3E56	\$782	XF	24	1.00	0.90	73.1	11.790	208-230/460	1;3;9;42
		1800	56	.5018XS3E56	\$741	XF	27	1.00	0.85	79.1	11.920	208-230/460	1;3;9;42
0.75	0.55	3600	56	.7536XS3E56	\$815	XF	25	1.00	1.20	77.1	11.790	208-230/460	1;3;9;42
		1800	56	.7518XS3E56	\$817	XF	28	1.00	1.40	78.6	12.290	208-230/460	1;3;9;42
1	0.75	3600	56	00136XT3E56	\$858	XF	27	1.00	1.60	77.0	11.920	230/460	1;3;9;42
		3600	143/5T	00136XT3E143T	\$886	XT	64	1.15	1.41	81.5	13.752	230/460	
		1800	56	00118XT3E56	\$922	XF	31	1.00	1.60	85.5	13.660	230/460	1;3;9;42
		1800	143/5T	00118XT3E143T	\$901	XT	62	1.15	1.43	85.5	13.752	230/460	
		1800	143/5T	00118XT3H143T	\$901	XT	62	1.15	1.14	85.5	13.752	575	
		1200	143/5T	00112XT3E145T	\$988	XT	71	1.15	1.54	82.5	13.752	230/460	
		1200	143/5T	00112XT3H145T	\$988	XT	71	1.15	1.23	82.5	13.752	575	
		900	182/4T	00109XT3E182T	\$1,974	XT	120	1.15	2.30	78.5	15.862	230/460	
1.5	1.1	3600	56	00156XT3E56	\$1,050	XF	30	1.00	2.10	84.0	12.780	230/460	1;3;9;42
		3600	143/5T	00156XT3E143T	\$916	XT	65	1.15	2.05	84.0	13.752	230/460	
		3600	143/5T	00156XT3H143T	\$916	XT	64	1.15	1.64	84.0	13.752	575	
		1800	56H	00158XT3E56H	\$1,003	XF	41	1.00	2.10	86.5	14.540	230/460	1;3;9;42
		1800	143/5T	00158XT3E145T	\$963	XT	70	1.15	2.05	86.5	13.752	230/460	
		1800	143/5T	00158XT3H145T	\$963	XT	69	1.15	1.64	86.5	13.752	575	
		1200	182/4T	00152XT3E182T	\$1,105	XT	121	1.15	2.32	87.5	15.862	230/460	
		1200	182/4T	00152XT3H182T	\$1,105	XT	119	1.15	1.86	87.5	15.862	575	51
		900	182/4T	00159XT3E184T	\$1,901	XT	136	1.15	2.70	82.5	15.862	230/460	39
2	1.5	3600	56H	00236XT3E56H	\$1,171	XF	35	1.00	2.70	85.5	14.040	230/460	1;3;9;42
		3600	143/5T	00236XT3E145T	\$935	XT	72	1.15	2.69	85.5	13.752	230/460	
		3600	143/5T	00236XT3H145T	\$935	XT	72	1.15	2.15	85.5	13.752	575	
		1800	56H	00218XT3E56H	\$1,090	XF	48	1.00	2.70	86.5	15.040	230/460	1;3;9;42
		1800	143/5T	00218XT3E145T	\$995	XT	70	1.15	2.72	86.5	13.752	230/460	
		1800	143/5T	00218XT3H145T	\$995	XT	70	1.15	2.18	86.5	13.752	575	
		1200	182/4T	00212XT3E184T	\$1,158	XT	137	1.15	3.13	88.5	15.862	230/460	39
		1200	182/4T	00212XT3H184T	\$1,158	XT	137	1.15	2.50	88.5	15.862	575	39
		900	213/5T	00209XT3E213T	\$2,439	XT	174	1.15	3.45	84.0	19.450	230/460	
3	2.2	3600	182/4T	00336XT3E182T	\$1,192	XT	120	1.15	3.76	86.5	15.862	230/460	
		3600	182/4T	00336XT3H182T	\$1,192	XT	120	1.15	3.01	86.5	15.862	575	
		1800	182/4T	00318XT3E182T	\$1,208	XT	120	1.15	3.91	89.5	15.862	230/460	
		1800	182/4T	00318XT3H182T	\$1,208	XT	120	1.15	3.13	89.5	15.862	575	
		1200	213/5T	00312XT3E213T	\$1,792	XT	187	1.15	4.41	89.5	19.450	230/460	
		1200	213/5T	00312XT3H213T	\$1,792	XT	187	1.15	3.53	89.5	19.450	575	
		900	213/5T	00309XT3E215T	\$2,805	XT	205	1.15	4.36	85.5	19.450	230/460	
5	3.7	3600	182/4T	00536XT3E184T	\$1,255	XT	135	1.15	6.10	88.5	15.862	230/460	39
		3600	182/4T	00536XT3H184T	\$1,255	XT	135	1.15	4.88	88.5	15.862	575	39
		1800	182/4T	00518XT3E184T	\$1,220	XT	127	1.15	6.57	89.5	15.862	230/460	39
		1800	182/4T	00518XT3H184T	\$1,220	XT	137	1.15	5.26	89.5	15.862	575	39
		1200	213/5T	00512XT3E215T	\$1,899	XT	213	1.15	6.83	89.5	19.450	230/460	
		1200	213/5T	00512XT3H215T	\$1,899	XT	213	1.15	5.46	89.5	19.450	575	
		900	254T	00509XT3E254T	\$3,953	XT	344	1.15	7.93	87.5	23.175	230/460	

Explosion Proof Motors

continued on next page

Please refer to back cover for description of "NOTES"

For detailed specifications, data sheets, drawings and performance curves visit <http://www.weg.net>

Data subject to change without notice.

Can't find what you are looking for? Call 1-800-ASK-4WEG (275-4934)

A-123

THREE -PHASE

Foot Mount - *continued*

HP	kW	RPM	Frame	Catalog Number	List Price	Mult. Symbol	Approx. Shipping Weight (lbs)	Service Factor	FL Amps @ High	FL Eff (%)	"C" Dimension (in)	Voltage (V)	Notes
7.5	5.5	3600	213/5T	00736XT3E213T	\$1,646	XT	182	1.15	8.57	89.5	19.450	230/460	
		3600	213/5T	00736XT3H213T	\$1,646	XT	182	1.15	6.86	89.5	19.450	575	
		1800	213/5T	00718XT3E213T	\$1,897	XT	178	1.15	9.41	91.7	19.450	230/460	
		1800	213/5T	00718XT3H213T	\$1,897	XT	177	1.15	7.53	91.7	19.450	575	
		1200	254T	00712XT3E254T	\$2,483	XT	344	1.15	9.73	91.0	23.175	230/460	
		1200	254T	00712XT3H254T	\$2,483	XT	344	1.15	7.78	91.0	23.175	575	
		900	256T	00709XT3E256T	\$4,707	XT	388	1.15	11.6	87.5	24.923	230/460	
10	7.5	3600	213/5T	01036XT3E215T	\$1,727	XT	207	1.15	11.6	90.2	19.450	230/460	
		3600	213/5T	01036XT3H215T	\$1,727	XT	206	1.15	9.28	90.2	19.450	575	
		1800	L213/5T	01018XT3E215T	\$1,997	XT	149	1.15	12.7	91.7	20.631	230/460	
		1800	L213/5T	01018XT3H215T	\$1,997	XT	213	1.15	10.2	91.7	20.631	575	
		1200	256T	01012XT3E256T	\$2,900	XT	387	1.15	13.3	91.0	24.923	230/460	
		1200	256T	01012XT3H256T	\$2,900	XT	387	1.15	10.6	91.0	24.923	575	
		900	284T	01009XT3E284T	\$5,668	XT	496	1.15	13.3	91.0	26.407	230/460	
15	11	3600	254T	01536XT3E254T	\$2,387	XT	343	1.15	17.4	91.0	23.175	230/460	
		3600	254T	01536XT3H254T	\$2,387	XT	342	1.15	13.9	91.0	23.175	575	
		1800	254T	01518XT3E254T	\$2,653	XT	348	1.15	18.4	92.4	23.175	230/460	
		1800	254T	01518XT3H254T	\$2,653	XT	302	1.15	14.7	92.4	23.175	575	
		1200	284T	01512XT3E284T	\$4,048	XT	498	1.15	17.5	91.7	26.407	230/460	
		1200	284T	01512XT3H284T	\$4,048	XT	497	1.15	14.0	91.7	26.407	575	
		900	286T	01509XT3E286T	\$7,102	XT	536	1.15	19.0	91.0	27.905	230/460	
20	15	3600	256T	02036XT3E256T	\$3,083	XT	380	1.15	23.2	91.0	24.923	230/460	
		3600	256T	02036XT3H256T	\$3,083	XT	379	1.15	18.6	91.0	24.923	575	
		1800	256T	02018XT3E256T	\$3,008	XT	391	1.15	25.0	93.0	24.923	230/460	
		1800	256T	02018XT3H256T	\$3,008	XT	392	1.15	20.0	93.0	24.923	575	
		1200	286T	02012XT3E286T	\$4,444	XT	537	1.15	24.2	91.7	27.905	230/460	
		1200	286T	02012XT3H286T	\$4,444	XT	536	1.15	19.4	91.7	27.905	575	
		900	324T	02009XT3E324T	\$8,390	XT	654	1.15	27.5	92.4	29.602	230/460	
25	18.5	3600	284TS	02536XT3E284TS	\$4,188	XT	493	1.15	28.6	92.4	25.033	230/460	
		3600	284TS	02536XT3H284TS	\$4,188	XT	493	1.15	22.9	92.4	25.033	575	
		1800	284T	02518XT3E284T	\$3,886	XT	486	1.15	29.9	93.6	26.407	230/460	
		1800	284T	02518XT3H284T	\$3,886	XT	506	1.15	23.9	93.6	26.407	575	
		1200	324T	02512XT3E324T	\$5,375	XT	686	1.15	30.4	93.0	29.602	230/460	
		1200	324T	02512XT3H324T	\$5,375	XT	665	1.15	24.3	93.0	29.602	575	
		900	326T	02509XT3E326T	\$10,512	XT	713	1.15	35.4	92.4	31.106	230/460	
30	22	3600	286TS	03036XT3E286TS	\$4,262	XT	544	1.15	33.7	93.0	26.531	230/460	
		3600	286TS	03036XT3H286TS	\$4,262	XT	543	1.15	27.0	93.0	26.531	575	
		1800	286T	03018XT3E286T	\$4,296	XT	650	1.15	36.0	93.6	27.905	230/460	
		1800	286T	03018XT3H286T	\$4,296	XT	546	1.15	28.8	93.6	27.905	575	
		1200	326T	03012XT3E326T	\$6,196	XT	747	1.15	36.7	93.0	31.106	230/460	
		1200	326T	03012XT3H326T	\$6,196	XT	734	1.15	29.4	93.0	31.106	575	
		900	364/5T	03009XT3E364T	\$15,071	XT	1010	1.15	38.5	93.0	33.701	230/460	

*continued on next page*

Please refer to back cover for description of "NOTES"

For detailed specifications, data sheets, drawings and performance curves visit <http://www.weg.net>





### Foot Mount - continued

HP	kW	RPM	Frame	Catalog Number	List Price	Mult. Symbol	Approx. Shipping Weight (lbs)	Service Factor	FL Amps @ High	FL. Eff (%)	"C" Dimension (in)	Voltage (V)	Notes
40	30	3600	324TS	<a href="#">04036XT3E324TS</a>	\$5,583	XT	669	1.15	45.8	93.6	28.102	230/460	
		3600	324TS	<a href="#">04036XT3H324TS</a>	\$5,583	XT	669	1.15	36.6	93.6	28.102	575	
		1800	324T	<a href="#">04018XT3E324T</a>	\$5,380	XT	690	1.15	48.2	94.1	29.602	230/460	
		1800	324T	<a href="#">04018XT3H324T</a>	\$5,380	XT	693	1.15	38.6	94.1	29.602	575	
		1200	364/5T	<a href="#">04012XT3E364T</a>	\$10,576	XT	1091	1.15	47.1	94.1	33.701	230/460	
		1200	364/5T	<a href="#">04012XT3H364T</a>	\$10,576	XT	1084	1.15	37.7	94.1	33.701	575	
		900	364/5T	<a href="#">04009XT3E365T</a>	\$15,505	XT	1110	1.15	52.2	93.6	33.701	230/460	
50	37	3600	326TS	<a href="#">05036XT3E326TS</a>	\$6,582	XT	731	1.15	55.5	94.1	29.606	230/460	
		3600	326TS	<a href="#">05036XT3H326TS</a>	\$6,582	XT	723	1.15	44.4	94.1	29.606	575	
		1800	326T	<a href="#">05018XT3E326T</a>	\$6,545	XT	702	1.15	60.6	94.5	31.106	230/460	
		1800	326T	<a href="#">05018XT3H326T</a>	\$6,545	XT	732	1.15	48.5	94.5	31.106	575	
		1200	364/5T	<a href="#">05012XT3E365T</a>	\$11,197	XT	1124	1.15	58.1	94.1	33.701	230/460	
		1200	364/5T	<a href="#">05012XT3H365T</a>	\$11,197	XT	1113	1.15	46.5	94.1	33.701	575	
		900	404/5T	<a href="#">05009XT3E404T</a>	\$22,443	XT	1338	1.15	68.0	93.6	38.074	230/460	
60	45	3600	364/5TS	<a href="#">06036XT3E364TS</a>	\$9,988	XT	1109	1.15	68.2	94.1	31.575	230/460	
		3600	364/5TS	<a href="#">06036XT3H364TS</a>	\$9,988	XT	1114	1.15	54.6	94.1	31.575	575	
		1800	364/5T	<a href="#">06018XT3E364T</a>	\$10,460	XT	1146	1.15	68.3	95.0	33.701	230/460	
		1800	364/5T	<a href="#">06018XT3H364T</a>	\$10,460	XT	1112	1.15	54.6	95.0	33.701	575	
		1200	404/5T	<a href="#">06012XT3E404T</a>	\$13,196	XT	1279	1.15	70.3	94.5	38.074	230/460	
		1200	404/5T	<a href="#">06012XT3H404T</a>	\$13,196	XT	1222	1.15	56.2	94.5	38.074	575	
		900	404/5T	<a href="#">06009XT3E405T</a>	\$26,900	XT	1336	1.15	75.9	93.0	38.074	230/460	
75	55	3600	364/5TS	<a href="#">07536XT3E365TS</a>	\$11,285	XT	1110	1.15	82.4	94.1	31.575	230/460	
		3600	364/5TS	<a href="#">07536XT3H365TS</a>	\$11,285	XT	1033	1.15	65.9	94.1	31.575	575	
		1800	364/5T	<a href="#">07518XT3E365T</a>	\$11,125	XT	1146	1.15	83.2	95.4	33.701	230/460	
		1800	364/5T	<a href="#">07518XT3H365T</a>	\$11,125	XT	1133	1.15	66.6	95.4	33.701	575	
		1200	404/5T	<a href="#">07512XT3E405T</a>	\$13,836	XT	1330	1.15	87.0	94.5	38.074	230/460	
		900	444/5T	<a href="#">07509XT3E444T</a>	\$29,094	XT	2077	1.15	92.2	93.6	43.797	230/460	
		100	75	3600	404/5TS	<a href="#">10036XT3E405TS</a>	\$12,999	XT	1290	1.15	110	95.0	35.074
3600	404/5TS			<a href="#">10036XT3G405TS</a>	\$12,999	XT	1214	1.15	110	95.0	35.074	460	
3600	404/5TS			<a href="#">10036XT3H405TS</a>	\$12,999	XT	1296	1.15	88.1	95.0	35.074	575	
1800	404/5T			<a href="#">10018XT3E405T</a>	\$14,206	XT	1317	1.15	113	95.4	38.074	230/460	
1800	404/5T			<a href="#">10018XT3G405T</a>	\$14,206	XT	1313	1.15	113	95.4	38.074	460	
1800	404/5T			<a href="#">10018XT3H405T</a>	\$14,206	XT	1322	1.15	90.4	95.4	38.074	575	
1200	444/5T			<a href="#">10012XT3E444T</a>	\$21,032	XT	2268	1.15	121	95.0	43.797	230/460	
1200	444/5T			<a href="#">10012XT3G444T</a>	\$21,032	XT	2233	1.15	121	95.0	43.797	460	
900	444/5T			<a href="#">10009XT3E445T</a>	\$31,191	XT	2225	1.15	125	94.1	43.797	230/460	
125	90	3600	444/5TS	<a href="#">12536XT3G444TS</a>	\$20,874	XT	2173	1.15	132	95.0	40.047	460	
		1800	444/5T	<a href="#">12518XT3E444T</a>	\$19,961	XT	2214	1.15	142	95.4	43.797	230/460	
		1800	444/5T	<a href="#">12518XT3G444T</a>	\$19,961	XT	2208	1.15	142	95.4	43.797	460	
		1200	444/5T	<a href="#">12512XT3G445T</a>	\$21,537	XT	2428	1.15	150	95.0	43.797	460	

continued on next page

Explosion Proof Motors

Please refer to back cover for description of "NOTES"

For detailed specifications, data sheets, drawings and performance curves visit <http://www.weg.net>

Data subject to change without notice.

Can't find what you are looking for? Call 1-800-ASK-4WEG (275-4934)

THREE -PHASE


## Foot Mount - *continued*

HP	kW	RPM	Frame	Catalog Number	List Price	Mult. Symbol	Approx. Shipping Weight (lbs)	Service Factor	FL Amps @ High	FL. Eff (%)	"C" Dimension (in)	Voltage (V)	Notes
150	110	3600	444/5TS	<a href="#">15036XT3G445TS</a>	\$21,320	XT	2345	1.15	161	95.4	40.047	460	
		1800	444/5T	<a href="#">15018XT3E445T</a>	\$21,557	XT	2364	1.15	170	95.8	43.797	230/460	
		1800	444/5T	<a href="#">15018XT3G445T</a>	\$21,557	XT	2358	1.15	170	95.8	43.797	460	
		1800	444/5T	<a href="#">15018XT3H445T</a>	\$21,557	XT	2353	1.15	136	95.8	43.797	575	
		1200	447T	<a href="#">15012XT3G447T</a>	\$32,370	XT	2828	1.15	174	95.8	47.339	460	
		1200	504/5T	<a href="#">15012XT3G504</a>	\$32,370	XT	2869	1.15	174	95.8	49.445	460	43;51
200	150	3600	447TS	<a href="#">20036XT3G447TS</a>	\$29,446	XT	2656	1.15	221	95.8	43.589	460	
		1800	447T	<a href="#">20018XT3G447T</a>	\$29,397	XT	2585	1.15	230	96.2	47.339	460	
		1800	504/5T	<a href="#">20018XT3G504</a>	\$29,397	XT	2534	1.15	230	96.2	49.445	460	37;43
		1200	447T	<a href="#">20012XT3G447T</a>	\$33,613	XT	2848	1.15	249	95.8	47.339	460	
250	185	3600	447TS	<a href="#">25036XT3G447TS</a>	\$31,124	XT	2774	1.15	269	95.8	43.589	460	
		1800	447T	<a href="#">25018XT3G447T</a>	\$32,866	XT	2853	1.15	284	96.2	47.339	460	
		1800	447T	<a href="#">25018XT3H447T</a>	\$32,866	XT	2742	1.15	227	96.2	47.339	575	
		1200	449T	<a href="#">25012XT3G449T</a>	\$48,048	XT	3352	1.15	299	95.8	54.996	460	
300	220	3600	449TS	<a href="#">30036XT3G449TS</a>	\$48,747	XT	3185	1.15	320	95.8	51.246	460	37;51
		1800	449T	<a href="#">30018XT3G449T</a>	\$42,566	XT	3280	1.15	334	96.2	54.996	460	37
		1200	449T	<a href="#">30012XT3G449T</a>	\$52,790	XT	3361	1.15	351	95.8	54.996	460	
350	260	3600	449TS	<a href="#">35036XT3G449TS</a>	\$65,868	XT	3802	1.15	379	95.8	51.246	460	
		1800	449T	<a href="#">35018XT3G449T</a>	\$53,222	XT	3476	1.15	390	96.2	54.996	460	37
		1200	586/7	<a href="#">35012XT3G586/7</a>	\$71,652	XT	4655	1.15	421	95.8	61.389	460	43
400	300	1800	586/7	<a href="#">40018XT3G586/7</a>	\$61,096	XT	4345	1.15	460	96.2	61.389	460	43
		1200	586/7	<a href="#">40012XT3G586/7</a>	\$75,473	XT	5267	1.15	479	95.8	61.389	460	43
450	330	1800	586/7	<a href="#">45018XT3G586/7</a>	\$65,201	XT	4747	1.15	501	96.2	61.389	460	19;43
500	370	1800	586/7	<a href="#">50018XT3G586/7</a>	\$70,086	XT	5063	1.00	568	96.2	61.389	460	1;19;43

Explosion Proof Motors

Please refer to back cover for description of "NOTES"

For detailed specifications, data sheets, drawings and performance curves visit <http://www.weg.net>



# Explosion Proof Motors

## THREE -PHASE

### C-Face - Foot Mount

HP	kW	RPM	Frame	Catalog Number	List Price	Mult. Symbol	Approx. Shipping Weight (lbs)	Service Factor	FL Amps @ High	FL Eff (%)	"C" Dimension (in)	Voltage (V)	Notes
0.33	0.25	3600	56C	.3336XS3E56C	\$821	XF	21	1.00	0.60	69.8	10.520	208-230/460	1;3;9;42
		1800	56C	.3318XS3E56C	\$877	XF	23	1.00	0.60	76.7	10.520	208-230/460	1;3;9;17;42
0.5	0.37	3600	56C	.5036XS3E56C	\$856	XF	24	1.00	0.90	73.1	11.790	208-230/460	1;3;9;42
		1800	56C	.5018XS3E56C	\$926	XF	27	1.00	0.85	79.1	11.920	208-230/460	1;3;9;42
0.75	0.55	3600	56C	.7536XS3E56C	\$884	XF	25	1.00	1.20	77.1	11.790	208-230/460	1;3;9;42
		1800	56C	.7518XS3E56C	\$944	XF	28	1.00	1.40	78.6	12.290	208-230/460	1;3;9;42
1	0.75	3600	56C	00136XT3E56C	\$924	XF	27	1.00	1.60	77.0	11.920	230/460	1;3;9;42
		1800	56C	00118XT3E56C	\$1,007	XF	31	1.00	1.60	82.2	13.660	230/460	1;3;9;42
		1800	143/5TC	00118XT3E143TC	\$1,054	XT	71	1.15	1.43	85.5	13.752	230/460	
		1200	143/5TC	00112XT3E145TC	\$1,107	XT	80	1.15	1.54	82.5	13.752	230/460	
1.5	1.1	3600	56C	00156XT3E56C	\$1,038	XF	30	1.00	2.10	84.0	12.780	230/460	1;3;9;42
		3600	143/5TC	00156XT3E143TC	\$1,069	XT	73	1.15	2.05	84.0	13.752	230/460	
		1800	56HC	00158XT3E56HC	\$1,011	XF	41	1.00	2.10	86.5	14.540	230/460	1;3;9;42
		1800	143/5TC	00158XT3E145TC	\$1,116	XT	79	1.15	2.05	86.5	13.752	230/460	
		1800	143/5TC	00158XT3H145TC	\$1,024	XT	75	1.15	1.64	86.5	13.752	575	
		1200	182/4TC	00152XT3E182TC	\$1,270	XT	123	1.15	2.32	87.5	15.862	230/460	
2	1.5	3600	56HC	00236XT3E56HC	\$1,125	XF	35	1.00	2.70	85.5	14.040	230/460	1;3;9;42
		3600	143/5TC	00236XT3E145TC	\$1,045	XT	81	1.15	2.69	85.5	13.752	230/460	
		1800	56HC	00218XT3E56HC	\$1,162	XF	48	1.00	2.70	86.5	15.040	230/460	1;3;9;42
		1800	143/5TC	00218XT3E145TC	\$1,148	XT	79	1.15	2.72	86.5	13.752	230/460	
		1800	143/5TC	00218XT3H145TC	\$1,148	XT	78	1.15	2.18	86.5	13.752	575	
		1200	182/4TC	00212XT3E184TC	\$1,323	XT	140	1.15	3.13	88.5	15.862	230/460	39
3	2.2	3600	182/4TC	00336XT3E182TC	\$1,262	XT	122	1.15	3.76	86.5	15.862	230/460	
		1800	182/4TC	00318XT3E182TC	\$1,373	XT	122	1.15	3.91	89.5	15.862	230/460	
		1800	182/4TC	00318XT3H182TC	\$1,373	XT	122	1.15	3.13	89.5	15.862	575	
		1200	213/5TC	00312XT3E213TC	\$1,868	XT	195	1.15	4.41	89.5	19.450	230/460	
5	3.7	3600	182/4TC	00536XT3E184TC	\$1,325	XT	137	1.15	6.10	88.5	15.862	230/460	39
		3600	182/4TC	00536XT3H184TC	\$1,325	XT	137	1.15	4.88	88.5	15.862	575	39
		1800	182/4TC	00518XT3E184TC	\$1,385	XT	139	1.15	6.57	89.5	15.862	230/460	39
		1800	182/4TC	00518XT3H184TC	\$1,385	XT	139	1.15	5.26	89.5	15.862	575	39
		1200	213/5TC	00512XT3E215TC	\$1,975	XT	221	1.15	6.83	89.5	19.450	230/460	
7.5	5.5	3600	213/5TC	00736XT3E213TC	\$1,722	XT	190	1.15	8.57	89.5	19.450	230/460	
		1800	213/5TC	00718XT3E213TC	\$2,080	XT	186	1.15	9.41	91.7	19.450	230/460	
		1800	213/5TC	00718XT3H213TC	\$2,080	XT	185	1.15	7.53	91.7	19.450	575	
10	7.5	3600	213/5TC	01036XT3E215TC	\$1,803	XT	215	1.15	11.6	90.2	19.450	230/460	
		3600	213/5TC	01036XT3H215TC	\$1,803	XT	214	1.15	9.28	90.2	19.450	575	
		1800	L215TC	01018XT3E215TC	\$2,180	XT	215	1.15	12.7	91.7	20.631	230/460	
		1800	L215TC	01018XT3H215TC	\$2,180	XT	221	1.15	10.2	91.7	20.631	575	
15	11	3600	254TC	01536XT3E254TC	\$2,490	XT	346	1.15	17.4	91.0	23.175	230/460	
		1800	254TC	01518XT3E254TC	\$2,976	XT	306	1.15	18.4	92.4	23.175	230/460	
		1800	254TC	01518XT3H254TC	\$2,976	XT	305	1.15	14.7	92.4	23.175	575	
20	15	1800	256TC	02018XT3E256TC	\$3,331	XT	395	1.15	25.0	93.0	24.923	230/460	
		1800	256TC	02018XT3H256TC	\$3,111	XT	394	1.15	20.0	93.0	24.923	575	
25	18.5	1800	284TC	02518XT3E284TC	\$4,262	XT	514	1.15	29.9	93.6	26.407	230/460	
		1800	284TC	02518XT3H284TC	\$4,262	XT	513	1.15	23.9	93.6	26.407	575	

Explosion Proof Motors

continued on next page

Please refer to back cover for description of "NOTES"

For detailed specifications, data sheets, drawings and performance curves visit <http://www.weg.net>

Data subject to change without notice.

Can't find what you are looking for? Call 1-800-ASK-4WEG (275-4934)

## THREE -PHASE

### C-Face - Foot Mount - *continued*

HP	kW	RPM	Frame	Catalog Number	List Price	Mult. Symbol	Approx. Shipping Weight (lbs)	Service Factor	FL Amps @ High	FL. Eff (%)	"C" Dimension (in)	Voltage (V)	Notes
30	22	1800	286TC	<a href="#">03018XT3E286TC</a>	<b>\$4,672</b>	XT	555	1.15	36.0	93.6	27.905	230/460	
40	30	1800	324TC	<a href="#">04018XT3E324TC</a>	<b>\$5,919</b>	XT	700	1.15	48.2	94.1	29.602	230/460	
50	37	1800	326TC	<a href="#">05018XT3E326TC</a>	<b>\$7,084</b>	XT	740	1.15	60.6	94.5	31.106	230/460	
60	45	1800	364/5TC	<a href="#">06018XT3E364TC</a>	<b>\$11,116</b>	XT	1126	1.15	68.3	95.0	33.701	230/460	
75	55	1800	364/5TC	<a href="#">07518XT3E365TC</a>	<b>\$11,781</b>	XT	1147	1.15	83.2	95.4	33.701	230/460	
100	75	1800	404/5TC	<a href="#">10018XT3E405TC</a>	<b>\$14,993</b>	XT	1335	1.15	113	95.4	38.074	230/460	



### C-Face - Footless

HP	kW	RPM	Frame	Catalog Number	List Price	Mult. Symbol	Approx. Shipping Weight (lbs)	Service Factor	FL Amps @ High	FL. Eff (%)	"C" Dimension (in)	Voltage (V)	Notes
1	0.75	1800	143/5TC	<a href="#">00118XT3ER143TC</a>	<b>\$1,072</b>	XT	71	1.15	1.43	85.5	14.460	230/460	15
1.5	1.1	1800	143/5TC	<a href="#">00158XT3ER145TC</a>	<b>\$1,135</b>	XT	78	1.15	2.05	86.5	14.460	230/460	15
2	1.5	1800	143/5TC	<a href="#">00218XT3ER145TC</a>	<b>\$1,168</b>	XT	78	1.15	2.72	86.5	14.460	230/460	15
3	2.2	1800	182/4TC	<a href="#">00318XT3ER182TC</a>	<b>\$1,397</b>	XT	128	1.15	3.91	89.5	17.082	230/460	15;39
5	3.7	1800	182/4TC	<a href="#">00518XT3ER184TC</a>	<b>\$1,409</b>	XT	142	1.15	6.57	89.5	17.082	230/460	15;39
7.5	5.5	1800	213/5TC	<a href="#">00718XT3ER213TC</a>	<b>\$2,118</b>	XT	186	1.15	9.41	91.7	19.450	230/460	15
10	7.5	1800	L215TC	<a href="#">01018XT3ER215TC</a>	<b>\$2,220</b>	XT	220	1.15	12.7	91.7	23.493	230/460	15
15	11	1800	254TC	<a href="#">01518XT3ER254TC</a>	<b>\$3,029</b>	XT	320	1.15	18.4	92.4	25.025	230/460	15
20	15	1800	256TC	<a href="#">02018XT3ER256TC</a>	<b>\$3,391</b>	XT	403	1.15	25.0	93.0	26.773	230/460	15
25	18.5	1800	284TC	<a href="#">02518XT3ER284TC</a>	<b>\$4,340</b>	XT	523	1.15	29.9	93.6	28.651	230/460	15
30	22	1800	286TC	<a href="#">03018XT3ER286TC</a>	<b>\$4,758</b>	XT	548	1.15	36.0	93.6	30.149	230/460	15
40	30	1800	324TC	<a href="#">04018XT3ER324TC</a>	<b>\$6,027</b>	XT	702	1.15	48.2	94.1	32.240	230/460	15
50	37	1800	326TC	<a href="#">05018XT3ER326TC</a>	<b>\$7,215</b>	XT	739	1.15	60.6	94.5	33.744	230/460	15



### JP - Foot Mount

HP	kW	RPM	Frame	Catalog Number	List Price	Mult. Symbol	Approx. Shipping Weight (lbs)	Service Factor	FL Amps @ High	FL. Eff (%)	"C" Dimension (in)	Voltage (V)	Notes
3	2.2	1800	182/4JP	<a href="#">00318XT3E182JP</a>	<b>\$1,586</b>	XT	119	1.15	3.91	89.5	20.431	230/460	
		1800	182/4JP	<a href="#">00318XT3H182JP</a>	<b>\$1,586</b>	XT	119	1.15	3.13	89.5	20.431	575	
5	3.7	1800	182/4JP	<a href="#">00518XT3E184JP</a>	<b>\$1,609</b>	XT	136	1.15	6.57	89.5	20.306	230/460	39
		1800	182/4JP	<a href="#">00518XT3H184JP</a>	<b>\$1,609</b>	XT	136	1.15	5.26	89.5	20.306	575	39

Please refer to back cover for description of "NOTES"

For detailed specifications, data sheets, drawings and performance curves visit <http://www.weg.net>



## WEG offers a complete range of products and services for the Oil & Gas segment

WEG / EM has manufactured motors and generators for the petroleum industry for over 100 years. We understand that every application is different and will work with the customer to meet their needs.

Motors can be designed to API Standards (where applicable), meeting welding, structural, vibration and testing requirements. Motors can be built for operation in classified hazardous areas per NEC or IEC/EN (ATEX) requirements. For synchronous motors, standard brushless excitation is non-sparking for hazardous atmospheres.



Synchronous and Induction Motors  
**Up to 150,000 HP**



Turbogenerators  
**Up to 150 MW**



NEMA, Above NEMA and IEC Low Voltage Motors  
**Up to 2,000 HP**



Low and Medium Voltage Drives and Soft Starters  
**Up to 10,000 HP**



Please refer to back cover for description of "NOTES"

For detailed specifications, data sheets, drawings and performance curves visit <http://www.weg.net>

Data subject to change without notice.

Can't find what you are looking for? Call 1-800-ASK-4WEG (275-4934)

**A-129**

# Three-Phase IEC - Flameproof Motors

## ATEX Motors

EXPLOSION PROOF

**TEFC - Ex db - IE3**

- 50 Hz and 60 Hz rated (1.00 Service Factor)
- Class F insulation (impregnation resin and magnet wire are class H)
- F3 mounted as standard
- Stainless Steel Nameplate - Laser etched with high contrast background
- Regreasable ball bearings (Frames 225 and up)
- Gasketed conduit box
- Zone 1 and 2, Groups IIA and IIB, class of temperature T4
- Suitable for WYE/Delta Start
- Design N
- Conductive plastic fan (frames 63 up to 315)
- Aluminum fan (frame 355)
- Lip Seal on both endshields
- Thermistors 1 per phase
- IP56
- CT: 2:1
- VFD Suitable



Explosion Proof  
Motors





### ATEX Foot Mount

HP	kW	RPM	Frame	Catalog Number	List Price	Mult. Symbol	Approx. Shipping Weight (lbs)	Service Factor	FL Amps @ High	FL. Eff (%)	"C" Dimension (in)	Voltage (V)	Notes
1	0.75	3000//3600	90S/L	<b>E0.7536XP3WAX90SF3-W</b>	<b>\$1,267</b>	XD	68	1.00	1.69	79.2	15.118	220-240/380-415//440-460	1;8;27,51
		1500//1800	90S/L	<b>E0.7518XP3WAX90SF3-W</b>	<b>\$1,283</b>	XD	91	1.00	1.66	80.4	15.118	220-240/380-415//440-460	1;8;27,51
		1000//1200	90S/L	<b>E0.7512XP3WAX90LF3-W</b>	<b>\$1,199</b>	XD	75	1.00	1.92	76.4	15.118	220-240/380-415//440-460	1;8;27,51
1.5	1.1	3000//3600	90S/L	<b>E00136XP3WAX90SF3-W</b>	<b>\$1,318</b>	XD	68	1.00	2.33	81.0	15.118	220-240/380-415//440-460	1;8;27,51
		1500//1800	90S/L	<b>E00118XP3WAX90LF3-W</b>	<b>\$1,334</b>	XD	75	1.00	2.45	82.1	15.118	220-240/380-415//440-460	1;8;27,51
		1000//1200	90S/L	<b>E00112XP3WAX90LF3-W</b>	<b>\$1,588</b>	XD	75	1.00	2.80	78.1	15.118	220-240/380-415//440-460	1;8;27
2	1.5	3000//3600	90S/L	<b>E00156XP3WAX90SF3-W</b>	<b>\$1,371</b>	XD	60	1.00	3.12	82.5	15.118	220-240/380-415//440-460	1;8;27,51
		1500//1800	100L	<b>E00158XP3WAX100LF3-W</b>	<b>\$1,488</b>	XD	123	1.00	3.16	83.7	17.244	220-240/380-415//440-460	1;8;27,51
		1000//1200	100L	<b>E00152XP3WAX100LF3-W</b>	<b>\$1,757</b>	XD	101	1.00	3.71	80.3	17.244	220-240/380-415//440-460	1;8;27,51
3	2.2	3000//3600	90S/L	<b>E00236XP3WAX90LF3-W</b>	<b>\$1,534</b>	XD	51	1.00	4.56	83.9	15.118	220-240/380-415//440-460	1;8;27,51
		1500//1800	100L	<b>E00218XP3WAX100LF3-W</b>	<b>\$1,783</b>	XD	136	1.00	4.56	84.9	17.244	220-240/380-415//440-460	1;8;27,51
		1000//1200	112M	<b>E00212XP3YAX112MF3-W</b>	<b>\$2,040</b>	XD	126	1.00	6.04	84.4	17.953	380-415/660-690//440-460	1;8;27,51
4	3	3000//3600	100L	<b>E00336XP3WAX100LF3-W</b>	<b>\$1,918</b>	XD	130	1.00	5.85	85.0	17.244	220-240/380-415//440-460	1;8;27,51
		1500//1800	112M	<b>E00318XP3YAX112MF3-W</b>	<b>\$2,137</b>	XD	145	1.00	6.09	87.9	17.953	380-415/660-690//440-460	1;8;27,51
		1000//1200	132S/M	<b>E00312XP3YAX132SF3-W</b>	<b>\$3,224</b>	XD	180	1.00	7.34	83.6	20.630	380-415/660-690//440-460	1;8;27,51
5.5	4	3000//3600	112M	<b>E00436XP3YAX112MF3-W</b>	<b>\$2,414</b>	XD	164	1.00	7.50	86.3	17.953	380-415/660-690//440-460	1;8;27,51
		1500//1800	112M	<b>E00418XP3YAX112MF3-W</b>	<b>\$2,468</b>	XD	147	1.00	8.00	87.0	17.953	380-415/660-690//440-460	1;8;27,51
		1000//1200	132S/M	<b>E00412XP3YAX132MF3-W</b>	<b>\$3,607</b>	XD	202	1.00	9.50	84.9	20.630	380-415/660-690//440-460	1;8;27,51
7.5	5.5	3000//3600	132S/M	<b>E00536XP3YAX132SF3-W</b>	<b>\$3,083</b>	XD	239	1.00	10.6	87.3	20.630	380-415/660-690//440-460	1;8;27,51
		1500//1800	132S/M	<b>E00518XP3YAX132SF3-W</b>	<b>\$3,025</b>	XD	247	1.00	10.4	87.7	20.630	380-415/660-690//440-460	1;8;27,51
		1000//1200	132S/M	<b>E00512XP3YAX132MF3-W</b>	<b>\$3,800</b>	XD	219	1.00	12.9	86.2	20.630	380-415/660-690//440-460	1;8;27,51
10	7.5	3000//3600	132S/M	<b>E00736XP3YAX132SF3-W</b>	<b>\$3,556</b>	XD	252	1.00	13.8	88.7	20.630	380-415/660-690//440-460	1;8;27,51
		1500//1800	132S/M	<b>E00718XP3YAX132MF3-W</b>	<b>\$3,685</b>	XD	224	1.00	13.9	89.4	20.630	380-415/660-690//440-460	1;8;27,51
		1000//1200	160M/L	<b>E00712XP3YAX160MF3-W</b>	<b>\$5,017</b>	XD	350	1.00	14.7	88.5	28.228	380-415/660-690//440-460	1;8;27,51

Explosion Proof Motors

*continued on next page*

Please refer to back cover for description of "NOTES"

For detailed specifications, data sheets, drawings and performance curves visit <http://www.weg.net>

Data subject to change without notice.

Can't find what you are looking for? Call 1-800-ASK-4WEG (275-4934)

# Explosion Proof Motors



THREE -PHASE



TEFC – Ex db - IE3

HP	KW	RPM	Frame	Catalog Number	List Price	Mult. Symbol	Approx. Shipping Weight (lbs)	Service Factor	FL Amps @ High	FL. Eff (%)	"C" Dimension (in)	Voltage (V)	Notes
1	0.75	3000//3600	80	E0.7536XT3WAX80F3-W2	\$1,432	XD	51	1	1.65	81.1	12.205	220-240/380-415//440-460	1;8;27
		1500//1800	80	E0.7518XT3WAX80F3-W2	\$1,450	XD	55	1	1.66	82.5	12.205	220-240/380-415//440-460	1;8;27
		1000//1200	90S/L	E0.7512XT3WAX90LF3-W	\$1,355	XD	103	1	1.91	79.1	15.118	220-240/380-415//440-460	1;8;27
1.5	1.1	3000//3600	80	E00136XT3WAX80F3-W2	\$1,489	XD	53	1	2.32	83.4	12.205	220-240/380-415//440-460	1;8;27
		1500//1800	90S/L	E00118XT3WAX90LF3-W	\$1,507	XD	100	1	2.34	84.8	15.118	220-240/380-415//440-460	1;8;27
		1000//1200	100L	E00112XT3WAX100LF3-W	\$1,794	XD	108	1	2.76	81.5	17.244	220-240/380-415//440-460	1;8;27
2	1.5	3000//3600	90S/L	E00156XT3WAX90SF3-W	\$1,549	XD	96	1	3.1	84.2	15.118	220-240/380-415//440-460	1;8;27
		1500//1800	90S/L	E00158XT3WAX90LF3-W	\$1,681	XD	106	1	3.16	85.7	15.118	220-240/380-415//440-460	1;8;27
		1000//1200	100L	E00152XT3WAX100LF3-W	\$1,985	XD	119	1	3.71	82.8	17.244	220-240/380-415//440-460	1;8;27
3	2.2	3000//3600	90S/L	E00236XT3WAX90LF3-W	\$1,733	XD	103	1	4.37	86.5	15.118	220-240/380-415//440-460	1;8;27
		1500//1800	100L	E00218XT3WAX100LF3-W	\$2,015	XD	115	1	4.56	87.2	17.244	220-240/380-415//440-460	1;8;27
		1000//1200	112M	E00212XT3YAX112MF3-W	\$2,305	XD	157	1	5.24	84.7	17.953	380-415/660-690//440-460	1;8;27
4	3	3000//3600	100L	E00336XT3WAX100LF3-W	\$2,167	XD	115	1	5.68	87.4	17.244	220-240/380-415//440-460	1;8;27
		1500//1800	100L	E00318XT3WAX100LF3-W	\$2,415	XD	136	1	6.07	88.1	17.244	220-240/380-415//440-460	1;8;27
		1000//1200	132S/M	E00312XT3YAX132SF3-W	\$3,643	XD	214	1	6.87	85.6	20.63	380-415/660-690//440-460	1;8;27
5.5	4	3000//3600	112M	E00436XT3YAX112MF3-W	\$2,728	XD	146	1	7.58	88.4	17.953	380-415/660-690//440-460	1;8;27
		1500//1800	112M	E00418XT3YAX112MF3-W	\$2,789	XD	157	1	8.35	88.9	17.953	380-415/660-690//440-460	1;8;27
		1000//1200	132S/M	E00412XT3YAX132MF3-W	\$4,076	XD	214	1	9.03	86.8	20.63	380-415/660-690//440-460	1;8;27
7.5	5.5	3000//3600	132S/M	E00536XT3YAX132SF3-W	\$3,484	XD	196	1	10.6	89.2	20.63	380-415/660-690//440-460	1;8;27
		1500//1800	132S/M	E00518XT3YAX132SF3-W	\$3,418	XD	207	1	10.4	89.8	20.63	380-415/660-690//440-460	1;8;27
		1000//1200	132S/M	E00512XT3YAX132MF3-W	\$4,294	XD	254	1	13	88	20.63	380-415/660-690//440-460	1;8;27
10	7.5	3000//3600	132S/M	E00736XT3YAX132SF3-W	\$4,018	XD	214	1	13.9	90.3	20.63	380-415/660-690//440-460	1;8;27
		1500//1800	132S/M	E00718XT3YAX132MF3-W	\$4,164	XD	225	1	13.9	90.4	20.63	380-415/660-690//440-460	1;8;27
		1000//1200	160M/L	E00712XT3YAX160MF3-W	\$5,669	XD	381	1	14.6	89.1	28.228	380-415/660-690//440-460	1;8;27
15	11	3000//3600	160M/L	E01136XT3YAX160MF3-W	\$4,687	XD	405	1	20.2	91.4	28.228	380-415/660-690//440-460	1;8;27
		1500//1800	160M/L	E01118XT3YAX160MF3-W	\$4,691	XD	388	1	20.7	91.4	28.228	380-415/660-690//440-460	1;8;27
		1000//1200	160M/L	E01112XT3YAX160LF3-W	\$5,968	XD	430	1	21.7	90.5	28.228	380-415/660-690//440-460	1;8;27
20	15	3000//3600	160M/L	E01536XT3YAX160MF3-W	\$5,564	XD	422	1	27.7	91.9	28.228	380-415/660-690//440-460	1;8;27
		1500//1800	160M/L	E01518XT3YAX160LF3-W	\$5,207	XD	441	1	28	92.1	28.228	380-415/660-690//440-460	1;8;27
		1000//1200	180M/L	E01512XT3YAX180LF3-W	\$7,273	XD	542	1	27.8	91.6	29.606	380-415/660-690//440-460	1;8;27
25	18.5	3000//3600	160M/L	E01836XT3YAX160LF3-W	\$6,684	XD	441	1	33.6	92.4	28.228	380-415/660-690//440-460	1;8;27
		1500//1800	180M/L	E01818XT3YAX180MF3-W	\$6,847	XD	542	1	34.7	92.6	29.606	380-415/660-690//440-460	1;8;27
		1000//1200	200M/L	E01812XT3YAX200LF3-W	\$9,468	XD	646	1	36.5	91.7	32.323	380-415/660-690//440-460	1;8;27
30	22	3000//3600	180M/L	E02236XT3YAX180MF3-W	\$8,022	XD	503	1	39.3	92.7	29.606	380-415/660-690//440-460	1;8;27
		1500//1800	180M/L	E02218XT3YAX180LF3-W	\$7,578	XD	562	1	40.6	93	29.606	380-415/660-690//440-460	1;8;27
		1000//1200	200M/L	E02212XT3YAX200LF3-W	\$10,720	XD	695	1	42	92.2	32.323	380-415/660-690//440-460	1;8;27
40	30	3000//3600	200M/L	E03036XT3YAX200LF3-W	\$9,971	XD	646	1	53.9	93.3	32.323	380-415/660-690//440-460	1;8;27
		1500//1800	200M/L	E03018XT3YAX200LF3-W	\$9,850	XD	695	1	56.4	93.6	32.323	380-415/660-690//440-460	1;8;27
		1000//1200	225S/M	E03012XT3YAX225SMF3W	\$14,618	XD	1138	1	54.7	93	37.441	380-415/660-690//440-460	1;8;27
50	37	3000//3600	200M/L	E03736XT3YAX200LF3-W	\$12,218	XD	670	1	67	93.7	32.323	380-415/660-690//440-460	1;8;27
		1500//1800	225S/M	E03718XT3YAX225SMF3W	\$12,542	XD	1087	1	66	93.9	37.441	380-415/660-690//440-460	1;8;27
		1000//1200	250S/M	E03712XT3YAX250SMF3W	\$17,149	XD	1363	1	65.5	93.5	39.724	380-415/660-690//440-460	1;8;27
60	45	3000//3600	225S/M	E04536XT3YAX225SMF3W	\$19,498	XD	1105	1	76.4	94.2	36.26	380-415/660-690//440-460	1;8;27
		1500//1800	225S/M	E04518XT3YAX225SMF3W	\$14,516	XD	1153	1	80.9	94.4	37.441	380-415/660-690//440-460	1;8;27
		1000//1200	280S/M	E04512XT3YAX280SMF3W	\$24,345	XD	1910	1	82.2	94	44.705	380-415/660-690//440-460	1;8;27

continued on next page

Please refer to back cover for description of "NOTES"

For detailed specifications, data sheets, drawings and performance curves visit <http://www.weg.net>

Explosion Proof Motors





### TEFC – Ex db - IE3 - continued

HP	KW	RPM	Frame	Catalog Number	List Price	Mult. Symbol	Approx. Shipping Weight (lbs)	Service Factor	FL Amps @ High	FL. Eff (%)	"C" Dimension (in)	Voltage (V)	Notes
75	55	3000/3600	250S/M	E05536XT3YAX250SMF3W	\$24,417	XD	1270	1	95.4	94.4	39.724	380-415/660-690/440-460	1;8;27
		1500/1800	250S/M	E05518XT3YAX250SMF3W	\$21,508	XD	1380	1	97.5	94.6	39.724	380-415/660-690/440-460	1;8;27
		1000/1200	280S/M	E05512XT3YAX280SMF3W	\$30,872	XD	2007	1	100	94.3	44.705	380-415/660-690/440-460	1;8;27
100	75	3000/3600	280S/M	E07536XT3YAX280SMF3W	\$34,180	XD	1910	1	126	94.9	44.705	380-415/660-690/440-460	1;8;27
		1500/1800	280S/M	E07518XT3YAX280SMF3W	\$27,104	XD	2040	1	134	95.2	44.705	380-415/660-690/440-460	1;8;27
		1000/1200	315S/M	E07512XT3YAX315SMF3W	\$35,180	XD	2518	1	137	95	51.654	380-415/660-690/440-460	1;8;27
125	90	3000/3600	280S/M	E09036XT3YAX280SMF3W	\$40,751	XD	2040	1	149	95.2	44.705	380-415/660-690/440-460	1;8;27
		1500/1800	280S/M	E09018XT3YAX280SMF3W	\$37,526	XD	2137	1	158	95.4	44.705	380-415/660-690/440-460	1;8;27
		1000/1200	315S/M	E09012XT3YAX315SMF3W	\$45,340	XD	2743	1	162	95.2	51.654	380-415/660-690/440-460	1;8;27
150	110	3000/3600	315S/M	E11036XT3YAX315SMF3W	\$48,322	XD	2443	1	187	95.4	50.472	380-415/660-690/440-460	1;8;27
		1500/1800	315S/M	E11018XT3YAX315SMF3W	\$42,766	XD	2593	1	189	95.5	51.654	380-415/660-690/440-460	1;8;27
		1000/1200	315S/M	E11012XT3YAX315SMF3W	\$54,984	XD	2893	1	196	95.1	51.654	380-415/660-690/440-460	1;8;27
175	132	3000/3600	315S/M	E13236XT3YAX315SMF3W	\$61,092	XD	2593	1	218	95.6	50.472	380-415/660-690/440-460	1;8;27
		1500/1800	315S/M	E13218XT3YAX315SMF3W	\$51,911	XD	2781	1	226	95.6	51.654	380-415/660-690/440-460	1;8;27
		1000/1200	315S/M	E13212XT3YAX315SMF3W	\$93,051	XD	3118	1	240	95.6	51.654	380-415/660-690/440-460	1;8;27
220	160	3000/3600	315S/M	E16036XT3YAX315SMF3W	\$76,056	XD	2743	1	264	95.8	50.472	380-415/660-690/440-460	1;8;27
		1500/1800	315S/M	E16018XT3YAX315SMF3W	\$56,646	XD	2968	1	273	95.8	51.654	380-415/660-690/440-460	1;8;27
		1000/1200	315L	E16012XT3YAX315LF3-W	\$101,880	XD	3473	1	287	95.8	55.984	380-415/660-690/440-460	1;8;27
270	200	3000/3600	315L	E20036XT3YAX315LF3-W	\$114,087	XD	3058	1	326	95.8	54.803	380-415/660-690/440-460	1;8;27
		1500/1800	315L	E20018XT3YAX315LF3-W	\$91,423	XD	3303	1	333	96.1	55.984	380-415/660-690/440-460	1;8;27
		1000/1200	355M/L	E20012XT3YAX355MLF3W	\$124,447	XD	4567	1	367	95.9	61.358	380-415/660-690/440-460	1;8;27
340	250	3000/3600	315L	E25036XT3YAX315LF3-W	\$125,854	XD	3477	1	398	96	54.803	380-415/660-690/440-460	1;8;27
		1500/1800	315L	E25018XT3YAX315LF3-W	\$107,240	XD	3616	1	424	96.4	55.984	380-415/660-690/440-460	1;8;27
		1000/1200	355M/L	E25012XT3YAX355MLF3W	\$150,638	XD	5263	1	464	96	61.358	380-415/660-690/440-460	1;8;27
430	315	1500/1800	355M/L	E31518XT3YAX355MLF3W	\$122,650	XD	4939	1	543	96	61.358	380-415/660-690/440-460	1;8;27

Explosion Proof Motors

Please refer to back cover for description of "NOTES"

For detailed specifications, data sheets, drawings and performance curves visit <http://www.weg.net>

Data subject to change without notice.

Can't find what you are looking for? Call 1-800-ASK-4WEG (275-4934)

- Models in black text are Standard Efficiency
- Models in blue text are NEMA Premium® Efficiency
- Models in green text are NEMA Super Premium Efficiency

## Catalog Notes

1	1.0 Service Factor	31	Rating is suitable for 1.0SF @ 50Hz. Also suitable for next lower HP @ 1.15SF 50Hz
2	Aluminum Frame with Removable Feet	32	Suitable for 1.15SF @ 50°C ambient
3	Automatic Reset Thermal Overload Protector	33	Suitable for 380V 60Hz when wired as YY (double WYE)
4	Manual Reset Thermal Overload Protector	34	AEGIS® Inside
5	CCW Rotation Viewed from Shaft End - Non Reversible	35	AEGIS® ring installation reduces the available "N-W" length
6	Compressor Duty	36	Super Premium
7	F2 Mount	37	Design A
8	F3 Mount	38	TEAO - Totally Enclosed Air Over
9	Rolled Steel Frame - Cannot be modified with T Box on opposite side	39	Cannot be modified with T Box on opposite side
10	Not Thermally Protected	40	NDE shaft with 3/8" drive socket
11	Metal fan - Not suitable for division 2	41	Also rated 230/460V 50Hz 1.0 SF
12	Reduced Frame	42	Rated 50°C ambient
13	Resilient Base	43	With insulated non drive end housing
14	Roller Bearing	44	With air deflector. Flange MOD not available
15	Round Body - Drip Cover Included	45	Also rated 380V 50Hz
16	Split-Phase Motor	46	56J shaft end with dual opposed threads (7/16-20 UNF-2A R.H and 3/8-16 UNF-2A L.H)
17	TENV - Totally Enclosed Non Ventilated	47	Motor designed with copper bar rotor
18	Z-Frame; Bigger Shaft Diameter and Bearings	48	Motor suitable for safe area only
19	105K Temperature Rise; VFD service requires HP derate	49	Rating suitable for replate to 1.15SF on variable torque VFD power
20	Round Body - Drip Cover NOT Included	50	Rating requires replate to Class H insulation for 1.15SF on variable torque VFD power
21	Stainless Steel Body	51	Not normally stocked. Factory build lead time may apply
22	Two Speed - Double Windings		
23	Two Speed - Single Winding		
24	Modified item. Usually ships in two weeks		
25	Brake rectifier suitable for 230VAC		
26	Brake rectifier suitable for 460VAC		
27	For Export Only (not to be used in the USA) due to Certification and/or Efficiency requirements.		
28	ODP Fan Cooled		
29	Standard Efficiency		
30	High Efficiency (EPACT)		