

Brushless Excitation System



Parallel Diode Redundancy for 2-pole Generators
70 - 449 kW at 3,000 - 3,600 RPM


WEG Electric Machinery's, WEM's, brushless excitation system provides high reliability through elimination of brushes, collector rings and carbon dust, which in turn greatly reduces inspection and maintenance costs. Rotating rectifier redundancy with detection of diode failure while in operation allows for more convenient maintenance intervals.




Rotating Rectifiers with Armature



Rotating Rectifier Wheel



Stationary Exciter Field



Rotating Armature and Rectifiers

Experience

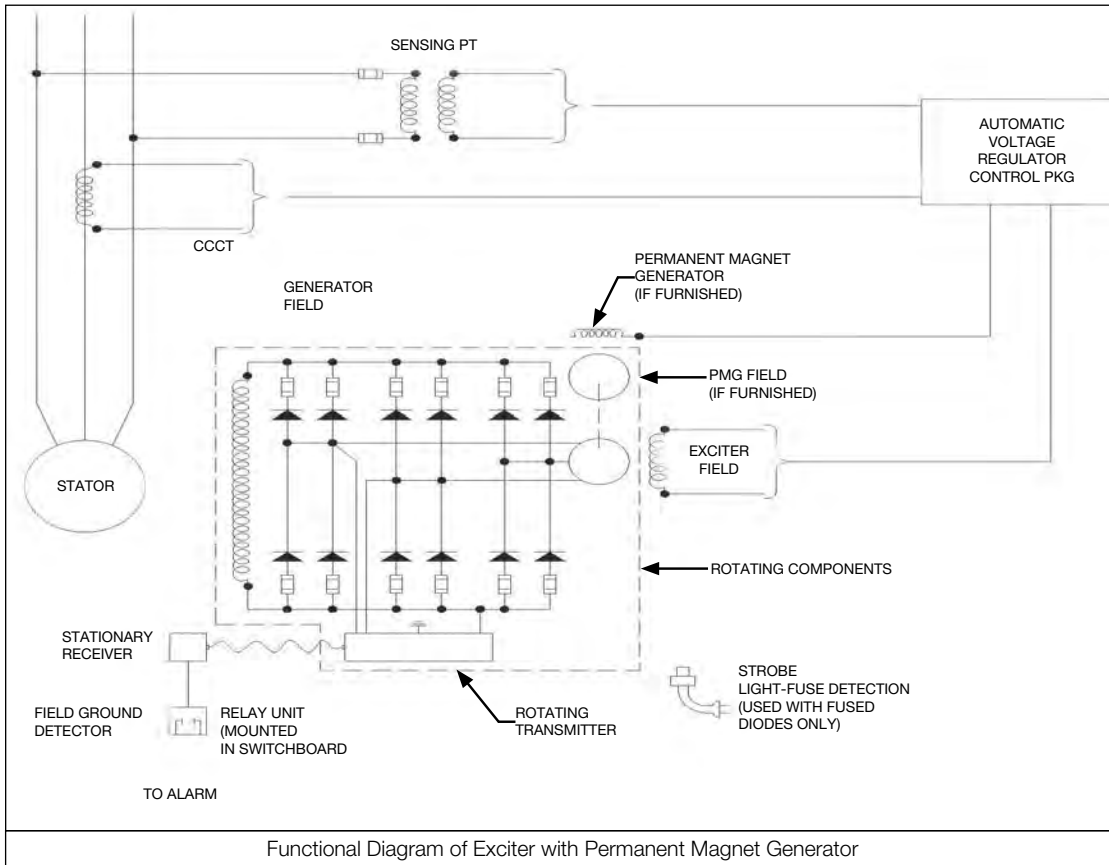
- WEM has over a century of design and manufacturing experience, and more than 500 units installed.
- WEM is the industry leader in brushless excitation for 2-pole turbine generators.
- WEM brushless exciters are utilized by generator manufacturers worldwide to meet their brushless requirements.

The brushless exciter provides generator main field excitation.

- Various designs are available to match voltage and current requirements.
- Ability to fit various shaft and mounting configurations.
- No collector rings, brushes, commutators, or associated carbon dust problems which require maintenance, adjustments and inspections.
- 100% parallel redundant diodes provided to ensure continuous service.
- No exciter outboard bearing is required which eliminates alignment problems associated with three bearing arrangements.
- The exciter can operate in the same enclosure as the generator.
- The shaft driven permanent magnet pilot exciter provides a reliable source of exciter field power that eliminates bulky power transformer and dependence on station battery for field flashing.
- Short circuit sustaining capability provides fault current support.
- No heavy bus work or cable connections are required between excitation cubicles and the generator, thus simplifying installations.

Brushless Excitation System

Parallel Redundancy for 2-pole Generators
70 - 449 kW at 3,000 - 3,600 RPM



Functional Diagram of Exciter with Permanent Magnet Generator

Brushless excitation provides increased reliability and reduced maintenance costs.

The Permanent Magnet Generator (PMG) supplies high frequency AC power to the voltage regulator. The voltage regulator receives voltage and reactive current feedback provided by potential and current transformers to provide voltage and reactive current feedback. Comparing these signals to a reference set point in the voltage regulator, the voltage regulator provides a controlled variable DC current to the stationary field of the rotating exciter. With its stationary field and rotating armature, the exciter generates three phase high frequency AC output. This output is rectified by the rotating rectifiers. This DC current is fed via conductors to the center of the rotor shaft and carried by a special lead bar in the hollow shaft area under the bearing journal which is then applied to the main generator field winding.

The rotating rectifier is a three phase full wave diode bridge. 100% diode redundancy provides 100% of full rating with a diode out of service.

Field ground detection is provided without slip rings by means of a transmitter mounted on the diode wheel assembly. A light signal is sent across an air gap to a stationary receiver and relay to indicate presence of a ground.

For parallel redundancy, 100% rated redundant diodes with indicating fuses in series connected in parallel paths permit full load operation even with one diode out of service caused by a failure to a shorted condition. Open fuses are detected during operation by using the strobe light furnished.

For more information, please contact:

E-mail: service-em@weg.net

Phone: 24 Hour Customer Support: +1 (612) 247-9232



Transforming Energy into Solutions www.weg.net/us

ELECTRIC MACHINERY COMPANY

800 Central Avenue NE
Minneapolis, MN 55413
United States

Tel: +1 (612) 378 8000

Fax: +1 (612) 378 8051

www.electricmachinery.com