

W30 Smart EC

Industrial Motors
**Commercial &
Appliance Motors**

Automation


Digital &
Systems

Energy

Transmission &
Distribution

Coatings

**Moving air
with efficiency
(NEMA)**




Driving efficiency and sustainability




W30 Smart EC

Moving air with efficiency



Radial fans



Axial fans



Interchangeable motor with builtin drive and permanent magnets.

A complete and versatile solution for motor fan applications.

- Speed variation for airflow rate with energy savings
- NEMA standard: interchangeability with induction motors.
- Automatic control of temperature and air quality levels.

Join this movement for efficiency too.

Efficiency
above standard | E5

Air coolers



Exhaust fans




Driving efficiency and sustainability



W30 Smart

Electronically Controlled
WEG Motor.



Three-Phase Motors

- Voltage: 380-480 V
- Frequency: 50/60 Hz
- Output Power: 4 to 10 hp
- Aluminum Housing
- Protection Rating: IP55
- Construction Type:
 - -10 to 50°C (TEAO)¹
 - -10 to 40°C (TENV)² with reduced output power
- Vibration Grade: A
- Bidirectional Rotation (selectable)
- Continuous Speed Adjustment (200 to 900, 200 to 1200, 200 to 1500, and 200 to 1800) by:
 - DC Voltage (remote): 2 to 10 VDC
 - DC Current (remote): 4 to 20 mA DC
- Frequency (remote) 80 Hz - Duty Cycle: 10% to 95%.
- Alarm Relay (NO & NC)
- Optically Isolated Local Controls
- With Drain Plug and V-ring Seal
- ZZ Bearings
- Front Bearing Locking Ring
- Junction Box with Spring Terminals
- Electronic Protection: Overload, Overtemperature, and Locked Rotor
- Fire Mode (Operation at maximum speed with electronic protections disabled.)

Optional


- NEMA213T: Pad Mounting (4 x 90 degrees), Flange FF - 265 C-200 and FC-184
- Slinger Seal for Vertical Mounting with Shaft Up
- Custom Shaft Ends.
- External Controller with Display for Adjusting.

Notes:

¹ Air over (TEAO). Minimum air flow over the motor frame and drive end cover of 6 m/s.

² Non-ventilated (TENV). Consult WEG for electrical data.





Electrical Data

Three-Phase Motors - IE5

Power		Frame	Nominal torque (Nm)	Inertia (kgm ²)	Weight (lb)	Noise pressure level dB(A)	Service Factor	100% load		Rated current In (A)
kW	cv							Efficiency	Power factor	
900RPM										
3,7	5	213T	39,0	0,0230	83,8	65,0	1,00	89,4	0,90	6,99
5,5	7,5	213T	58,5	0,0340	104,0	65,0	1,00	90,4	0,92	10,00
7,5	10	213T	78,0	0,0460	123,0	65,0	1,00	90,6	0,94	13,40
1200RPM										
3,7	5	213T	29,3	0,0230	83,8	65,0	1,00	90,6	0,90	6,89
5,5	7,5	213T	43,9	0,0340	104,0	65,0	1,00	91,2	0,92	9,96
7,5	10	213T	58,5	0,0460	123,0	65,0	1,00	91,4	0,94	13,30
1500 RPM										
3,7	5	213T	23,4	0,0230	83,8	65,0	1	90,6	0,90	6,89
5,5	7,5	213T	35,1	0,0340	104,0	65,0	1	91,0	0,92	9,98
7,5	10	213T	46,8	0,0340	104,0	65,0	1	91,4	0,94	13,30
1800 RPM										
3,7	5	213T	19,5	0,0230	83,8	65,0	1,00	90,0	0,90	6,94
5,5	7,5	213T	29,3	0,0230	83,8	65,0	1,00	90,4	0,92	10,00
7,5	10	213T	39,0	0,0340	104,0	65,0	1,00	91,0	0,94	13,30

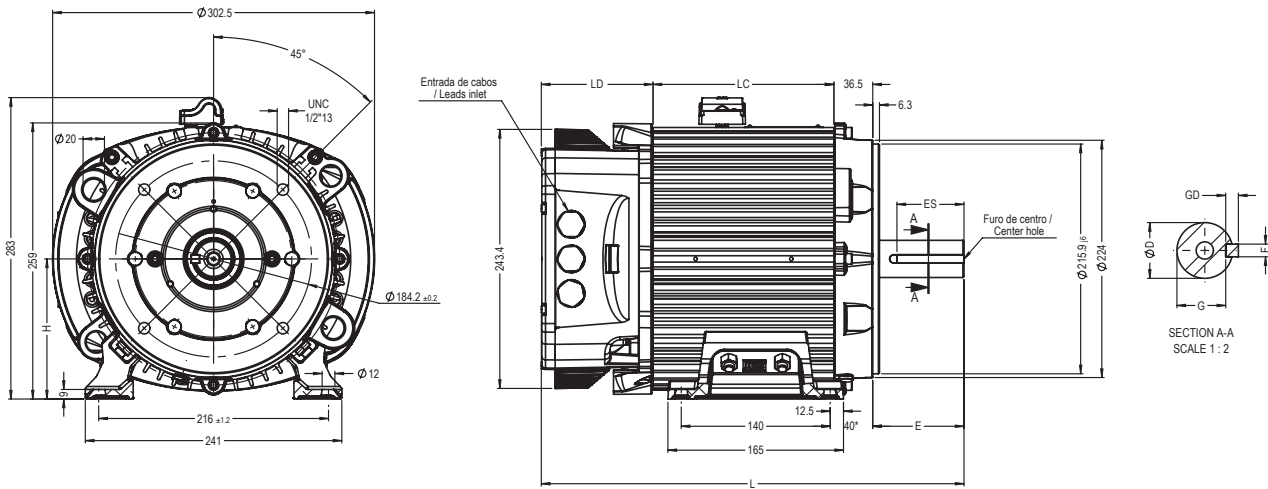


External dimensions of three-phase motors (in mm)

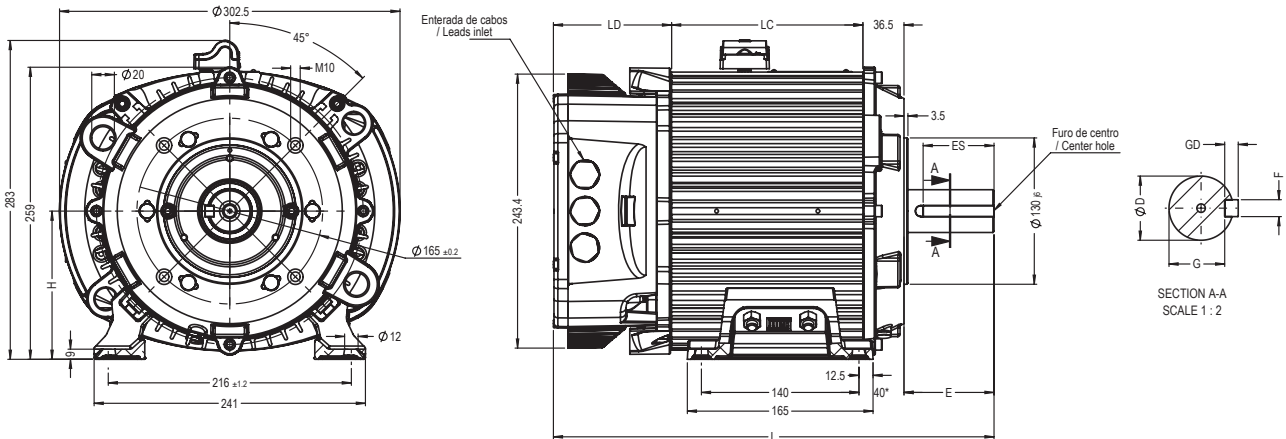
Model	Weight (kg) ²	LC	LD ¹	L		
				B3/B30	B14	B5
213T-A	38.0	140	105		361.5	
213T-B	47.5	170			391.5	
213T-C	56.0	200			421.5	

- 1) LD is the dimension of the drive for decentralized motors.
- 2) Approximate mass, subject to change without prior notice.
- 3) Dimensions for decentralized motors can be provided upon request to WEG.

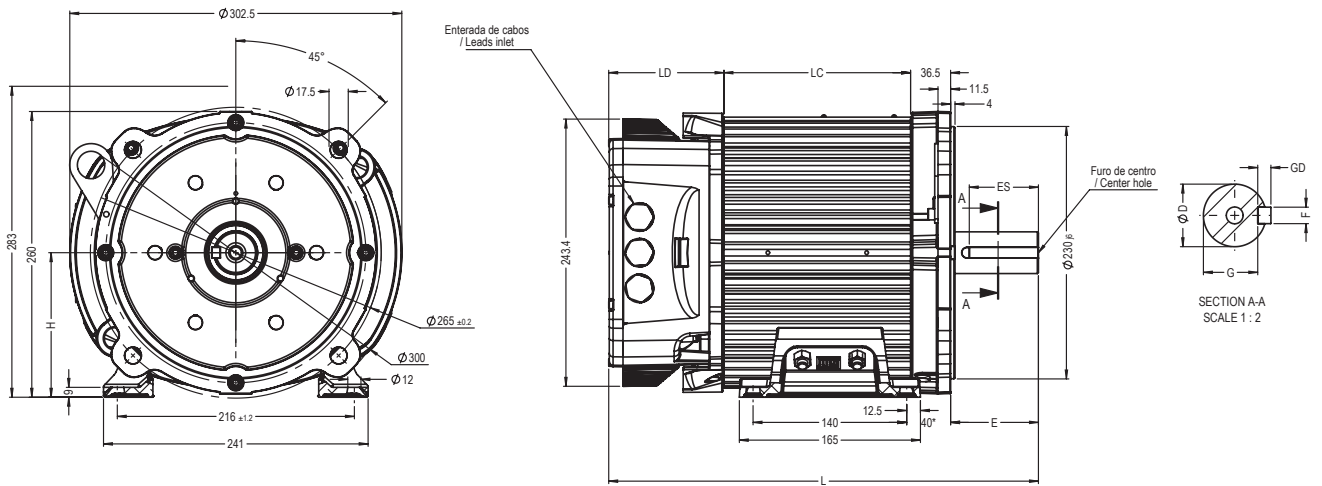
Frame 213T (Flange FC-184)



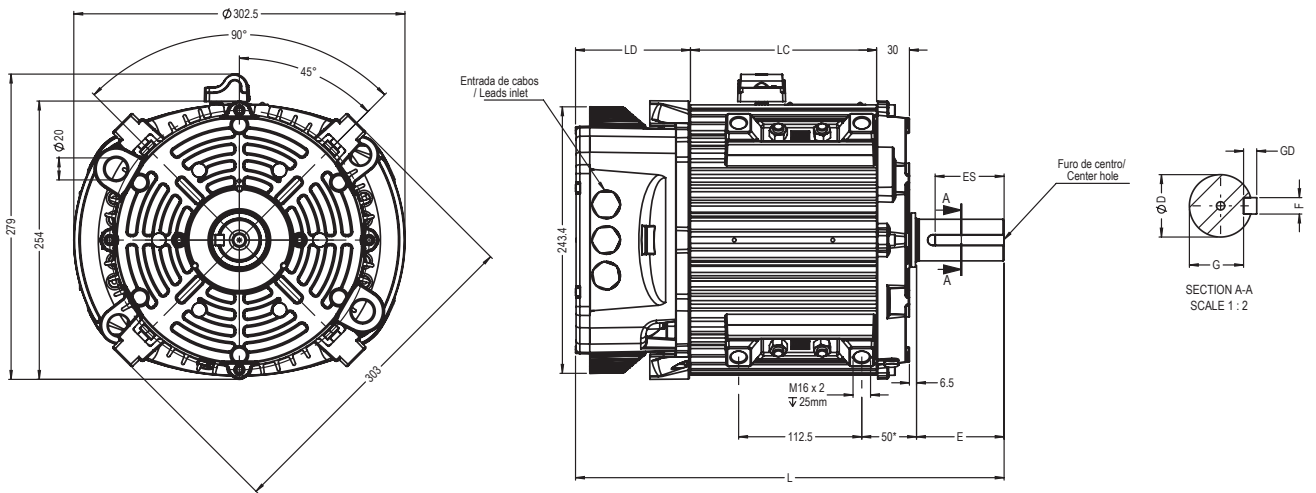
Frame 213T (Flange C-200)



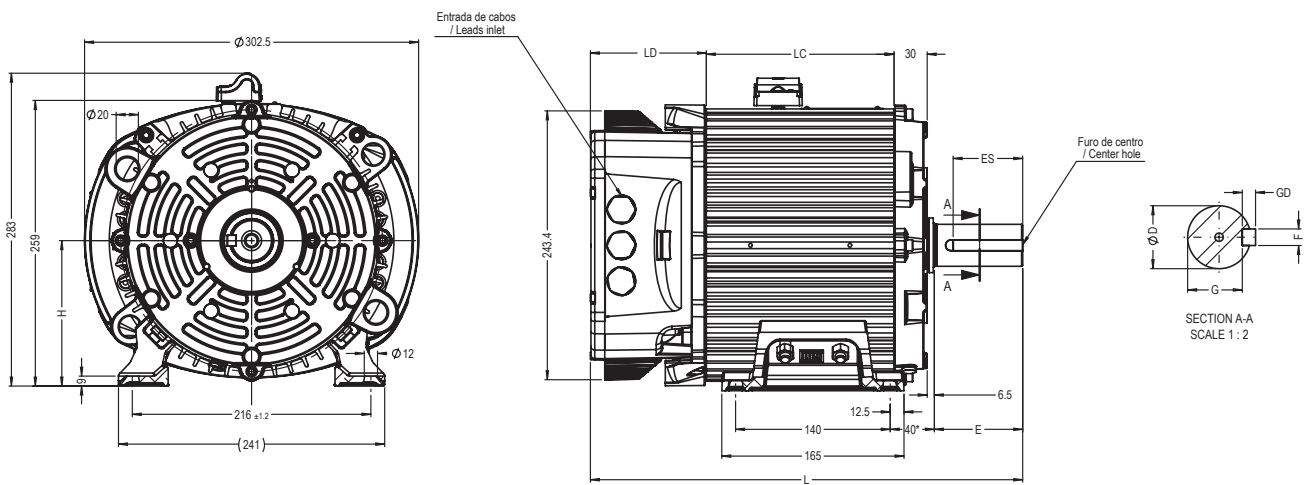
Frame 213T (Flange FF-265)



Frame 213T (PAD)



Frame 213T (Cover)



The scope of solutions from the WEG Group is not limited to the products and solutions presented in this catalog. To learn about our full portfolio, please consult us

**Explore WEG's
global operations.**




www.weg.net



 +55 47 3276.4000

 motores@weg.net

 Jaraguá do Sul - SC - Brasil

Code: 50141071 | Rev: 00 | Date (m/y): 06/2024

Subject to change without prior notice.

The information provided is for reference purposes.