











W-CAR SYNTHETIC PRIMER

PRODUCT INFORMATION: Single component, fast drying, easy sanding primer. Easy application and excellent adhesion when applied over WASH PRIMER.

RECOMMENDED USE: Recommended for general, partial or touch up paintings on metallic or fiberglass substrates in automotive refinishing. It is also used in the auto parts industry.

COLOR: Grey

	Hardener	-	
	Mixing Ratio (Volume)	-	
	Dilution	Dilute 20 to 25% with REDUCER SL 20	
	Application Viscosity (25°C)	18 to 20 seconds CF-4	
	Mixture's Operating Life - Pot Life (25°C)	-	
	Equipment	Gravity feed spray gun/ Standard spray gun Air pressure: 40 to 50 psi Spray Nozzle: 1.8 to 2.0 mm	
	Application	Apply 2 to 3 passes with interval of 5 to 10 minutes. 15 to 25 microns of total dry thickness.	
	Drying Time	Air: Touch: 5 – 10 minutes Handling: 2 hours	Oven: Flash Off: 10 – 15 minutes Cycle – 30 minutes at 60°C
	Sanding	Minimum 2 hours Use sandpaper 320 and finish with sandpaper 600 or 800.	
	Additivition	-	

CÓPY FOR INFORMATION

WEG TINTAS LTDA - CNPJ 12.006.058/0001-21

Matriz: Rodovia BR 280, Km 50 - Fone: (+55) (47) 3276-4000 - Fax: (+55) (47) 3276-5500 - CEP 89270-000 - Guaramirim – SC

PAUMAR S.A. INDÚSTRIA E COMÉRCIO – CNPJ 60.621.141/0001-53

Rua Dr. Ulysses Guimarães, 918 - Fone: +55 (11) 4547-6100 – CEP 09372-050 - Mauá – SP

EMERGÊNCIA: (+55) 0800 720 8000 - E-mail: tintas@weg.net - www.weg.net

Página 1 de 2

Review: 00

Date:Mar/17

This Data Sheet cancels and replaces older versions and can be updated without prior notice

TECHNICAL PROCEDURES:

Surface Preparation

The surface to be coated must be dry and free of impurities as rust, dust, greases oils and any other contaminant that may compromise product performance.

For ferrous and non-ferrous metals, prepare the surface with W-CAR DEGREASER and apply W-CAR WASH PRIMER for perfect adhesion.

For fiberglass, eliminate all the release agent by sanding or light blasting.

Application Performance

Be sure that no sediment has been retained on the bottom of the package.

Respect maximum recommended dilution ratio. Excessive dilution of the paint may affect film formation, appearance and make it difficult to obtain the specified film thickness.

Pressure and size changing on the nozzles may be necessary to improve spraying properties. Before application, be sure that all equipment and its respective components are cleaned and in best conditions.

Drying time may vary according to temperature and thickness of the applied product.

Do not apply the product under adverse conditions as well as relative air humidity above 85%, because it might occur appearance and color changings. Do not apply the product on condensed surfaces.

SAFETY PRECAUTIONS:

Before handling this product is mandatory a careful reading of all information contained in the Material Safety and Data Sheet (MSDS) of the product.

Further information can be obtained by consulting the Technical Department by phone or e-mail specified in the end of this Data Sheet.

CÓPY FOR INFORMATION

WEG TINTAS LTDA - CNPJ 12.006.058/0001-21

Matriz: Rodovia BR 280, Km 50 - Fone: (+55) (47) 3276-4000 - Fax: (+55) (47) 3276-5500 - CEP 89270-000 - Guaramirim – SC

PAUMAR S.A. INDÚSTRIA E COMÉRCIO – CNPJ 60.621.141/0001-53

Rua Dr. Ulysses Guimarães, 918 - Fone: +55 (11) 4547-6100 – CEP 09372-050 - Mauá – SP

EMERGÊNCIA: (+55) 0800 720 8000 - E-mail: tintas@weg.net - www.weg.net

Página 2 de 2

Review: 00

Date:Mar/17

This Data Sheet cancels and replaces older versions and can be updated without prior notice